

Format of Holding of Specified Securities

- 1 Name of the entity: **TRANSCORP INTERNATIONAL LIMITED**
- 2 Scrip Code : **NA**
- 3 Name of Scrip : **NA**
- 4 Class of Security : **Equity Shares**

3 Share Holding Pattern filed under Reg 31(1)(b) as on June 24, 2022: **Post Scheme of Arrangement**  
 4 **DECLARATION** : The Listed Entity is required to submit the following declaration to the extent of Submission of information

|   | Particulars  | Yes        | No        |
|---|--|------------|-----------|
| 1 | Whether the Listed Entity has issued any partly paid up shares?                        |            | <b>NO</b> |
| 2 | Whether the Listed Entity has issued any Convertible Securities or Warrants?           |            | <b>NO</b> |
| 3 | Whether the Listed Entity has any shares against which depository receipts are issued? |            | <b>NO</b> |
| 4 | Whether the Listed Entity has any shares in locked-in?                                 |            | <b>NO</b> |
| 5 | Whether any shares held by promoters are pledge or otherwise encumbered?               |            | <b>NO</b> |
| 6 | Whether the listed entity has any significant beneficial owner?                        | <b>YES</b> |           |



Table I - Summary Statement holding of specified securities

| Category code (i) | Category and Name of the shareholders (ii) | Number of shareholders (iii) | No. of fully paid up equity shares held (iv) | Partly paid-up equity shares held (v) | No. of shares underlying Depository Receipts (vi) | Total Nos. shares held (vii) = (iv)+(v)+(vi) | Shareholding as per SCRR 1957 As a % of (A+B+C2) (viii) | No. of voting Rights held in each class of securities (ix) |          |                    | Total as a % of (A+B+C) | No. of shares underlying outstanding convertible Securities (including warrants) (xi) | Shareholding as a % assuming full conversion of convertible of diluted share capital (xii) = (viii)+(xi) | Number of shares Located in (xiii) |             | Number of shares pledged or otherwise encumbered (xiv) |             | Number of Shares held in dematerialized form (xv) |
|-------------------|--|------------------------------|--|---------------------------------------|---|--|---|--|----------|--------------------|-------------------------|---|--|------------------------------------|-------------|--|-------------|---|
|                   |  |                              |  |                                       |   |  |   | Class X  | Class Y  | Total              |                         |   |  | (a)                                | (b)         | (a)  | (b)         |   |
| (A)               | Promoter and Promoter Group                | 8                            | 2,32,71,004                                  | 0                                     | 0   | 2,32,71,004                                  | 73.22   | 2,32,71,004  | 0        | 2,32,71,004        | 73.22                   | 0   | 73.22  | 0                                  | 0.00        | 0  | 0.00        | 0   |
| (B)               | Public                                     | 3,781                        | 85,11,740                                    | 0                                     | 0   | 85,11,740                                    | 26.78   | 85,11,740  | 0        | 85,11,740          | 26.78                   | 0   | 26.78  | 0                                  | 0.00        | 0  | 0.00        | 0   |
| (C)               | Non Promoter - Non Public                  | 0                            | 0  | 0                                     | 0   | 0  | 0.00  | 0  | 0        | 0                  | 0.00                    | 0   | 0.00   | 0                                  | 0.00        | 0  | 0.00        | 0   |
| (C1)              | Shares underlying DRe                      | 0                            | 0  | 0                                     | 0   | 0  | 0.00  | 0  | 0        | 0                  | 0.00                    | 0   | 0.00   | 0                                  | 0.00        | 0  | 0.00        | 0   |
| (C2)              | Shares held by Employee Trusts             | 0                            | 0  | 0                                     | 0   | 0  | 0.00  | 0  | 0        | 0                  | 0.00                    | 0   | 0.00   | 0                                  | 0.00        | 0  | 0.00        | 0   |
| <b>Total</b>      |  | <b>3,789</b>                 | <b>3,17,82,744</b>                           | <b>0</b>                              | <b>0</b>  | <b>3,17,82,744</b>                           | <b>100.00</b>   | <b>3,17,82,744</b>   | <b>0</b> | <b>3,17,82,744</b> | <b>100.00</b>           | <b>0</b>  | <b>100.00</b>  | <b>0</b>                           | <b>0.00</b> | <b>0</b>   | <b>0.00</b> | <b>0</b>  |




Table II - Statement showing Shareholding Pattern of the Promoter and Promoter Group

| Category code | Category and Name of the shareholders (i)                  | Entity Type | PAN (ii)       | Number of shareholders (iii) | No. of fully paid up equity shares held (iv) | Partly paid-up equity shares held (v) | No. of shares underlying Depository Receipts (vi) | Total Nos. shares held (vii = (iv)+(v)+(vi)) | Shareholding % calculated as per SCRR 1987 (viii) As a % of (A+B+C2) | No. of voting Rights held in each class of securities (ix) |         |             | Total as a % of total voting rights (x) | No. of shares underlying outstanding convertible securities (including warrants) (xi) | Shareholding as a %, assuming full conversion of convertible securities as a % of A+B+C2 | Number of Locked in shares (xii) |                                 | Number of shares pledged or otherwise encumbered (xiii) |                                 | Number of Shares held in dematerialized form (xiv) (xv) |             |
|---------------|--|-------------|----------------|------------------------------|--|---------------------------------------|---|--|--|--|---------|-------------|---|---|--|----------------------------------|---------------------------------|---|---------------------------------|---|-------------|
|               |  |             |                |                              |  |                                       |   |  |  | Class X  | Class Y | Total       |   |   |  | No. (xii)                        | As a % of total shares held (b) | No. (i)   | As a % of total shares held (b) |   |             |
| 1             | Indian   |             |                |                              |  |                                       |   |  |  |  |         |             |   |   |  |                                  |                                 |   |                                 |   |             |
| (a)           | Individual/Hindu Undivided Family                          |             |                | 5                            | 54,59,205                                    | 0                                     | 0   | 54,59,205                                    | 17.18  | 54,59,205  | 0       | 0           | 54,59,205                               | 17.18   | 0  | 0.00                             | 0                               | 0.00  | 0                               | 0.00  | 54,59,205   |
|               | Aslak Kumar Agarwal  | AABHA427L   | Promoter       | 1                            | 1382956                                      | 0                                     | 0   | 13,82,956                                    | 4.29   | 13,82,956  | 0       | 0           | 13,82,956                               | 4.29  | 0  | 0.00                             | 0                               | 0.00  | 0                               | 0.00  | 13,82,956   |
|               | Aslak Kumar Agarwal  | ADDPAA218A  | Promoter Group | 1                            | 1855187                                      | 0                                     | 0   | 18,55,187                                    | 5.94   | 18,55,187  | 0       | 0           | 18,55,187                               | 5.94  | 0  | 0.00                             | 0                               | 0.00  | 0                               | 0.00  | 18,55,187   |
|               | Avan Kumar   | 1343750     | Promoter Group | 1                            | 1343750                                      | 0                                     | 0   | 13,43,750                                    | 4.23   | 13,43,750  | 0       | 0           | 13,43,750                               | 4.23  | 0  | 0.00                             | 0                               | 0.00  | 0                               | 0.00  | 13,43,750   |
|               | Avan Kumar   | 522312      | Promoter Group | 1                            | 522312                                       | 0                                     | 0   | 5,22,312                                     | 1.64   | 5,22,312   | 0       | 0           | 5,22,312                                | 1.64  | 0  | 0.00                             | 0                               | 0.00  | 0                               | 0.00  | 5,22,312    |
|               | Hemant Agarwal   | ABMFA2704N  | Promoter Group | 1                            | 375000                                       | 0                                     | 0   | 3,75,000                                     | 1.18   | 3,75,000   | 0       | 0           | 3,75,000                                | 1.18  | 0  | 0.00                             | 0                               | 0.00  | 0                               | 0.00  | 3,75,000    |
| (b)           | Central Government/State Government(s)                     |             |                | 0                            | 0  | 0                                     | 0   | -  | 0  | -  | 0       | 0           | -                                       | 0   | 0.00   | 0                                | 0.00                            | 0   | 0.00                            | 0   | 0.00        |
|               | Financial Institutions / Banks                             |             |                | 0                            | 0  | 0                                     | 0   | -  | 0  | -  | 0       | 0           | -                                       | 0   | 0.00   | 0                                | 0.00                            | 0   | 0.00                            | 0   | 0.00        |
|               | Any Other (Specify)  |             |                | 3                            | 1,78,11,799                                  | 0                                     | 0   | 1,78,11,799                                  | 56.04  | 1,78,11,799  | 0       | 0           | 1,78,11,799                             | 56.04   | 0  | 0.00                             | 0                               | 0.00  | 0                               | 0.00  | 1,78,11,799 |
|               | Booy Corp Ltd  | 1,78,11,799 | Promoter Group | 3                            | 40,97,506                                    | 0                                     | 0   | 40,97,506                                    | 12.89  | 40,97,506  | 0       | 0           | 40,97,506                               | 12.89   | 0  | 0.00                             | 0                               | 0.00  | 0                               | 0.00  | 40,97,506   |
|               | Avan Friends Private Ltd                                   | AABCA340UG  | Promoter Group | 1                            | 1,21,21,568                                  | 0                                     | 0   | 1,21,21,568                                  | 38.14  | 1,21,21,568  | 0       | 0           | 1,21,21,568                             | 38.14   | 0  | 0.00                             | 0                               | 0.00  | 0                               | 0.00  | 1,21,21,568 |
|               | Bhoruka Investment Ltd                                     | ABBCB8008R  | Promoter Group | 1                            | 15,92,725                                    | 0                                     | 0   | 15,92,725                                    | 5.01   | 15,92,725  | 0       | 0           | 15,92,725                               | 5.01  | 0  | 0.00                             | 0                               | 0.00  | 0                               | 0.00  | 15,92,725   |
|               | Sub Total (A1)   |             |                | 8                            | 2,32,71,004                                  | 0                                     | 0   | 2,32,71,004                                  | 73.22  | 2,32,71,004  | 0       | 0           | 2,32,71,004                             | 73.22   | 0  | 0.00                             | 0                               | 0.00  | 0                               | 0.00  | 2,32,71,004 |
|               | Foreign  |             |                |                              |  |                                       |   |  |  |  |         |             |   |   |  |                                  |                                 |   |                                 |   |             |
|               | Individuals (Non-Resident Individuals/Foreign Individuals) |             |                | 0                            | 0  | 0                                     | 0   | -  | 0  | -  | 0       | 0           | -                                       | 0   | 0.00   | 0                                | 0.00                            | 0   | 0.00                            | 0   | 0.00        |
|               | Government   |             |                | 0                            | 0  | 0                                     | 0   | -  | 0  | -  | 0       | 0           | -                                       | 0   | 0.00   | 0                                | 0.00                            | 0   | 0.00                            | 0   | 0.00        |
| (c)           | Institutions   |             |                | 0                            | 0  | 0                                     | 0   | -  | 0  | -  | 0       | 0           | -                                       | 0   | 0.00   | 0                                | 0.00                            | 0   | 0.00                            | 0   | 0.00        |
|               | Foreign Portfolio Investor                                 |             |                | 0                            | 0  | 0                                     | 0   | -  | 0  | -  | 0       | 0           | -                                       | 0   | 0.00   | 0                                | 0.00                            | 0   | 0.00                            | 0   | 0.00        |
|               | Any Other (Specify) Bodies                                 |             |                | 0                            | 0  | 0                                     | 0   | -  | 0  | -  | 0       | 0           | -                                       | 0   | 0.00   | 0                                | 0.00                            | 0   | 0.00                            | 0   | 0.00        |
|               | Avan Friends Private Ltd                                   | AABCA340UG  | Promoter Group | 1                            | 1,21,21,568                                  | 0                                     | 0   | 1,21,21,568                                  | 38.14  | 1,21,21,568  | 0       | 0           | 1,21,21,568                             | 38.14   | 0  | 0.00                             | 0                               | 0.00  | 0                               | 0.00  | 1,21,21,568 |
|               | Booy Corporate   | 15,92,725   | Promoter Group | 1                            | 15,92,725                                    | 0                                     | 0   | 15,92,725                                    | 5.01   | 15,92,725  | 0       | 0           | 15,92,725                               | 5.01  | 0  | 0.00                             | 0                               | 0.00  | 0                               | 0.00  | 15,92,725   |
|               | Sub Total (A2)   |             |                | 0                            | 0  | 0                                     | 0   | -  | 0  | -  | 0       | 0           | -                                       | 0   | 0.00   | 0                                | 0.00                            | 0   | 0.00                            | 0   | 0.00        |
|               | Total Shareholding of Promoter and Promoter Group          |             |                | 8                            | 2,32,71,004                                  | 0                                     | 0   | 2,32,71,004                                  | 73.22  | 2,32,71,004  | 0       | 0           | 2,32,71,004                             | 73.22   | 0  | 0.00                             | 0                               | 0.00  | 0                               | 0.00  | 2,32,71,004 |
| (A)=(A1)+(A2) |  |             | 8              | 2,32,71,004                  | 0  | 0                                     | 2,32,71,004                                       | 73.22  | 2,32,71,004  | 0  | 0       | 2,32,71,004 | 73.22                                   | 0   | 0.00   | 0                                | 0.00                            | 0   | 0.00                            | 2,32,71,004   |             |






Table III - Statement showing Shareholding Pattern of the Public shareholder

| Table III - Statement showing Shareholding pattern of the Public Shareholder |   |                          |                              |  |                             |   |  |   |   |         |         |   |  |  |                                   |                                 |  |                                 |   |
|--|---|--------------------------|------------------------------|--|-----------------------------|---|--|---|---|---------|---------|---|--|--|-----------------------------------|---------------------------------|--|---------------------------------|---|
| Category code  | Category and Name of the shareholders (i)                                     | PAN (ii)                 | Number of shareholders (iii) | No. of fully paid up equity shares held (iv) | Partly paid equity held (v) | No. of shares underlying Depository Receipts (vi) | Total Nos. shares held (vii) = (iv)+(v)+(vi) | Shareholding % as per SCRR 1957 As a % of (A+B+C2) (viii) | No of voting Rights held in each class of securities (ix) |         |         | Total as a % of Total voting rights (x) | No of shares underlying outstanding convertible securities (including warrants) (xi) | Shareholding as a % assuming full conversion of convertible securities as a % of diluted share capital (xii) = (xi) as a % of A+B+C2 | Number of Locked in shares (xiii) |                                 | Number of shares pledged or otherwise encumbered (xiv) |                                 | Number of Shares held in dematerialized form (xv) |
|  |   |                          |                              |  |                             |   |  |   | Class X   | Class Y |         |   |  |  | No. (a)                           | As a % of total shares held (b) | No. (a)  | As a % of total shares held (b) |   |
|  |   |                          |                              |  |                             |   |  |   |   |         |         |   |  |  |                                   |                                 |  |                                 |   |
| 1  | Institutions  |                          | 0                            | 0  | 0                           | 0   | 0  | 0.00  | 0   | 0       | 0       | 0.00                                    | 0  | 0.00   | 0                                 | 0.00                            | 0  | 0.00                            | 0   |
| (a)  | Mutual Funds/JFI  |                          | 0                            | 0  | 0                           | 0   | 0  | 0.00  | 0   | 0       | 0       | 0.00                                    | 0  | 0.00   | 0                                 | 0.00                            | 0  | 0.00                            | 0   |
| (b)  | Venture Capital Funds   |                          | 0                            | 0  | 0                           | 0   | 0  | 0.00  | 0   | 0       | 0       | 0.00                                    | 0  | 0.00   | 0                                 | 0.00                            | 0  | 0.00                            | 0   |
| (c)  | Alternate Investment Funds  |                          | 0                            | 0  | 0                           | 0   | 0  | 0.00  | 0   | 0       | 0       | 0.00                                    | 0  | 0.00   | 0                                 | 0.00                            | 0  | 0.00                            | 0   |
| (d)  | Foreign Venture Capital Investors   |                          | 0                            | 0  | 0                           | 0   | 0  | 0.00  | 0   | 0       | 0       | 0.00                                    | 0  | 0.00   | 0                                 | 0.00                            | 0  | 0.00                            | 0   |
| (e)  | Foreign Portfolio Investors/FII   |                          | 2                            | 418  | 0                           | 0   | 418  | 0.01  | 0   | 0       | 418     | 0.00                                    | 0  | 0.01   | 0                                 | 0.00                            | 0  | 0.00                            | 1511  |
| (f)  | Foreign Portfolio Investors/FII   |                          | 4                            | 2522   | 0                           | 0   | 2522   | 0.00  | 0   | 0       | 2522    | 0.00                                    | 0  | 0.00   | 0                                 | 0.00                            | 0  | 0.00                            | 0   |
| (g)  | Insurance Companies / Banks   |                          | 0                            | 0  | 0                           | 0   | 0  | 0.00  | 0   | 0       | 0       | 0.00                                    | 0  | 0.00   | 0                                 | 0.00                            | 0  | 0.00                            | 0   |
| (h)  | Insurance Companies   |                          | 0                            | 0  | 0                           | 0   | 0  | 0.00  | 0   | 0       | 0       | 0.00                                    | 0  | 0.00   | 0                                 | 0.00                            | 0  | 0.00                            | 0   |
| (i)  | Provident Funds / Pension Funds   |                          | 0                            | 0  | 0                           | 0   | 0  | 0.00  | 0   | 0       | 0       | 0.00                                    | 0  | 0.00   | 0                                 | 0.00                            | 0  | 0.00                            | 0   |
| (j)  | Any Other (specify)   |                          | 0                            | 0  | 0                           | 0   | 0  | 0.00  | 0   | 0       | 0       | 0.00                                    | 0  | 0.00   | 0                                 | 0.00                            | 0  | 0.00                            | 0   |
| (k)  | Sub Total (By 1)  |                          | 6                            | 2940   | 0                           | 0   | 2940   | 0.01  | 0   | 0       | 2940    | 0.01                                    | 0  | 0.01   | 0                                 | 0.00                            | 0  | 0.00                            | 1511  |
| (2)  | Central Government/State Government/President of India                        |                          | 0                            | 0  | 0                           | 0   | 0  | 0.00  | 0   | 0       | 0       | 0.00                                    | 0  | 0.00   | 0                                 | 0.00                            | 0  | 0.00                            | 0   |
| (3)  | Non-Institutions  |                          | 0                            | 0  | 0                           | 0   | 0  | 0.00  | 0   | 0       | 0       | 0.00                                    | 0  | 0.00   | 0                                 | 0.00                            | 0  | 0.00                            | 0   |
| (a-i)  | Individuals - shareholders holding nominal share capital up to Rs 2 Lakh      |                          | 3400                         | 3404228                                      | 0                           | 0   | 3404228                                      | 10.71   | 0   | 0       | 3404228 | 10.71                                   | 0  | 10.71  | 0                                 | 0.00                            | 0  | 0.00                            | 3340978   |
| (ii)   | Individual shareholders holding nominal share capital in excess of Rs. 2 Lakh |                          | 3                            | 605829                                       | 0                           | 0   | 605829                                       | 2.09  | 0   | 0       | 605829  | 2.09                                    | 0  | 2.09   | 0                                 | 0.00                            | 0  | 0.00                            | 655829  |
| (b)  | NFCs registered with RBI  |                          | 0                            | 0  | 0                           | 0   | 0  | 0.00  | 0   | 0       | 0       | 0.00                                    | 0  | 0.00   | 0                                 | 0.00                            | 0  | 0.00                            | 0   |
| (c)  | Employee Trusts   |                          | 0                            | 0  | 0                           | 0   | 0  | 0.00  | 0   | 0       | 0       | 0.00                                    | 0  | 0.00   | 0                                 | 0.00                            | 0  | 0.00                            | 0   |
| (d)  | Overseas Depositories (holding DRs) (Indian figure)                           |                          | 352                          | 4438743                                      | 0                           | 0   | 4438743                                      | 13.97   | 0   | 0       | 4438743 | 13.97                                   | 0  | 13.97  | 0                                 | 0.00                            | 0  | 0.00                            | 4438743   |
| (e)  | Any Other (specify)   |                          | 63                           | 3721408                                      | 0                           | 0   | 3721408                                      | 11.71   | 0   | 0       | 3721408 | 11.71                                   | 0  | 11.71  | 0                                 | 0.00                            | 0  | 0.00                            | 3712971   |
| (f)  | Insurance Companies   |                          | 1                            | 1431653                                      | 0                           | 0   | 1431653                                      | 4.5   | 0   | 0       | 1431653 | 4.5                                     | 0  | 4.5  | 0                                 | 0.00                            | 0  | 0.00                            | 1431653   |
| (g)  | Totals  | ABEC15143M<br>ABECV0043D | 1                            | 1945919                                      | 0                           | 0   | 1945919                                      | 6.12  | 0   | 0       | 1945919 | 6.12                                    | 0  | 6.12   | 0                                 | 0.00                            | 0  | 0.00                            | 1945919   |
| (h)  | Sub Total (By 3)  |                          | 3403                         | 3404228                                      | 0                           | 0   | 3404228                                      | 10.71   | 0   | 0       | 3404228 | 10.71                                   | 0  | 10.71  | 0                                 | 0.00                            | 0  | 0.00                            | 3340978   |
| (B)  | Total Public Shareholding (B)=(B1)+(B2)+(B3)                                  |                          | 3781                         | 8511740                                      | 0                           | 0   | 8511740                                      | 28.78   | 0   | 0       | 8511740 | 28.78                                   | 0  | 28.78  | 0                                 | 0.00                            | 0  | 0.00                            | 8431529   |

Trans  
CIN: L28200GJ0000000000  
12/04/2023



Table IV - Statement showing Shareholding Pattern of the Non Promoter - Non Public shareholder

| Category<br>TV<br>code | Category and Name<br>of the<br>shareholders  | PAN<br>(II) | Number of<br>sharehold<br>ers<br>(III) | No. of fully<br>paid up<br>equity<br>shares<br>(IV) | Partly<br>paid-<br>up<br>equit<br>y share<br>s held<br>(V) | No. of<br>shares<br>underlyin<br>g Depositor<br>y Receipts<br>(VI) | Total Nos.<br>shares<br>held<br>(VII =<br>IV+V+VI) | Sharehol<br>ding<br>%<br>calculate<br>as per<br>SCRR<br>1957<br>As a % of<br>(A+B+C2)<br>(VIII) | No of voting<br>Rights held in<br>each class of<br>securities<br>(IX) |                        |                     | No of<br>shares<br>underlying<br>outstandin<br>g<br>(X) | Shareholding<br>as a %<br>assuming<br>full<br>conversion<br>of convertible<br>securities/as<br>a %<br>of diluted<br>share<br>capital) (XI) =<br>(VII)+(X)<br>as a % of<br>A+B+C2 | Number of<br>Locked in<br>shares<br>(XII) |   | Number of shares<br>pledged or<br>otherwise<br>encumbered<br>(XIII) |   | Number<br>of Shares<br>held in<br>demateriali<br>zed<br>form<br>(XIV) |
|------------------------|--|-------------|--|---|--|--|--|---|---|------------------------|---------------------|---|--|---|---|---|---|---|
|                        |  |             |  |   |  |  |  |   | No of voting<br>Rights<br>as<br>Total<br>as a %<br>of                 | Cla<br>ss<br>Tot<br>al | Y<br>ss<br>al<br>of |   |  | No.<br>(a)                                | As a % of<br>total<br>shares<br>held<br>(b) | No.<br>(a)  | As a % of<br>total<br>shares<br>held<br>(b) |   |
| (1)                    | Custodian/ DR Holder   |             | 0                                      | 0   | 0  | 0  | 0  | 0.000   | 0   | 0                      | 0                   | 0   | 0  | 0   | 0.000                                       | 0   | 0.000                                       | 0   |
| (2)                    | Employee Benefit Trust (under<br>SEBI (Share Based Employee<br>Benefit) Regulations, 2014)<br>Total Non-Promoter-Non<br>Public Shareholding (C) =<br>(C)(1)+(C)(2) |             | 0                                      | 0   | 0  | 0  | 0  | 0.000   | 0   | 0                      | 0                   | 0   | 0  | 0   | 0.000                                       | 0   | 0.000                                       | 0   |




Table V- Statement showing details of significant beneficial owners (SBOs)

| Sr. No | Details of the Significant Beneficial Owner(SBO) (I) |   |             | Details of the registered owner (II)                         |  |             | Details of holding/ exercise of right of the SBO in the reporting company, whether direct or indirect: (III) |                   |  |                     |                                   | Date of creation / acquisition of significant beneficial interest (IV) |
|--------|--|---|-------------|--|--|-------------|--|-------------------|--|---------------------|-----------------------------------|--|
|        | Name   | PAN/ Passport No. in case of a foreign national | Nationality | Name   | PAN /Passport No.in case of a foreign national | Nationality | Shares (%)   | Voting rights (%) | Rights on distributable (%) Dividend or any other Distribution | Exercise of control | Exercise of significant Influence |  |
| 1      | Ashok Kumar Agarwal                                  | -   | -           | Ashok Kumar & Sons HUF through its Karta Ashok Kumar Agarwal | -  | India       | 10   | 10                | 10   | Yes                 | Yes                               | 28/07/2001   |
|        |  |   |             |  |  |             |  |                   |  |                     |                                   |  |



Format of Holding of Specified Securities

1 Name of the entity: **TRANSCORP INTERNATIONAL LIMITED**

2 Scrip Code : **NA**

Name of Scrip : **NA**

Class of Security : **Equity Shares**

3 Share Holding Pattern filed under Reg 31(1)(b) as on June 24, 2022: **Post Scheme of Arrangement**

4 **DECLARATION** : The Listed Entity is required to submit the following declaration to the extent of Submission of information

|   | Particulars  | Yes | No |
|---|--|-----|----|
| 1 | Whether the Listed Entity has issued any partly paid up shares?                        |     | NO |
| 2 | Whether the Listed Entity has issued any Convertible Securities or Warrants?           |     | NO |
| 3 | Whether the Listed Entity has any shares against which depository receipts are issued? |     | NO |
| 4 | Whether the Listed Entity has any shares in locked-in?                                 |     | NO |
| 5 | Whether any shares held by promoters are pledge or otherwise encumbered?               |     | NO |
| 6 | Whether the listed entity has any significant beneficial owner?                        | YES |    |





Table I - Summary Statement holding of specified securities

| Category code (I) | Category and Name of the shareholders (II) | Number of shareholders (III) | No. of fully paid up equity shares held (IV) | Partly paid-up equity shares held (V) | No. of shares underlying Depository Receipts (VI) | Total Nos. shares held (VII) = (IV)+(V)+(VI) | Shareholding as per SCRR 1957 As a % of (A+B+C2) (VIII) | No. of voting Rights held in each class of securities (IX) |         |             | Total as a % of (A+B+C) (X) | No. of shares underlying outstanding convertible Securities (including warrants) (XI) | Shareholding as a % assuming full conversion of convertible of diluted share capital (XII) = (VIII)+(XI) | Number of Locked in shares (XIII) |                                 | Number of shares pledged or otherwise encumbered (XIV) |                                 | Number of Shares held in dematerialized form (XV) |
|-------------------|--|------------------------------|--|---------------------------------------|---|--|---|--|---------|-------------|-----------------------------|---|--|-----------------------------------|---------------------------------|--|---------------------------------|---|
|                   |  |                              |  |                                       |   |  |   | Class X  | Class Y | Total       |                             |   |  | No. (a)                           | As a % of total shares held (b) | No. (a)  | As a % of total shares held (b) |   |
| (A)               | Promoter and Promoter Group                | 3                            | 2,32,71,004                                  | 0                                     | 0   | 2,32,71,004                                  | 73.22   | 2,32,71,004  | 0       | 2,32,71,004 | 73.22                       | 0   | 73.22  | 0                                 | 0.00                            | 0  | 0.00                            | 0   |
| (B)               | Public                                     | 3,781                        | 85,11,740                                    | 0                                     | 0   | 85,11,740                                    | 26.78   | 85,11,740  | 0       | 85,11,740   | 26.78                       | 0   | 26.78  | 0                                 | 0.00                            | 0  | 0.00                            | 0   |
| (C)               | Non Promoter - Non Public                  | 0                            | 0  | 0                                     | 0   | 0  | 0.00  | 0  | 0       | 0           | 0.00                        | 0   | 0.00   | 0                                 | 0.00                            | 0  | 0.00                            | 0   |
| (C1)              | Shares underlying DRs                      | 0                            | 0  | 0                                     | 0   | 0  | 0.00  | 0  | 0       | 0           | 0.00                        | 0   | 0.00   | 0                                 | 0.00                            | 0  | 0.00                            | 0   |
| (C2)              | Shares held by Employee Trusts             | 0                            | 0  | 0                                     | 0   | 0  | 0.00  | 0  | 0       | 0           | 0.00                        | 0   | 0.00   | 0                                 | 0.00                            | 0  | 0.00                            | 0   |
|                   | Total                                      | 3,783                        | 3,17,82,744                                  | 0                                     | 0   | 3,17,82,744                                  | 100.00  | 3,17,82,744  | 0       | 3,17,82,744 | 100.00                      | 0   | 100.00   | 0                                 | 0.00                            | 0  | 0.00                            | 0   |



Table II - Statement showing Shareholding Pattern of the Promoter and Promoter Group

| Category code | Category and Name of the shareholders                       | Entity Type    | Number of shareholders (iii) | No. of fully paid-up equity shares held (iv) | Partly paid-up equity held (v) | No. of shares underlying Depository Receipts (vi) | Total Nos. shares held (vii = iv+v+vi) | Shareholding as per SCRR 1957 As a % of (A+B+C2) (viii) | No. of voting Rights held in each class of securities (ix) |         |             | Total as a % of Total voting rights | No. of shares underlying outstanding convertible securities (including warrants) (x) | Shareholding as a % assuming full conversion of convertible securities (as a % of diluted share capital) (xi) = A+B+C2 | Number of Locked in shares (xii) |      | Number of pledged or otherwise encumbered (xiii) |      | Number of Shares held in dematerialized form (xiv) |
|---------------|---|----------------|------------------------------|--|--------------------------------|---|--|---|--|---------|-------------|-------------------------------------|--|--|----------------------------------|------|--|------|--|
|               |   |                |                              |  |                                |   |  |   | Class X  | Class Y | Total       |                                     |  |  | (a)                              | (b)  | (c)  | (d)  |  |
| 1             | <b>Indian</b>   |                |                              |  |                                |   |  |   |  |         |             |                                     |  |  |                                  |      |  |      |  |
| (a)           | Individual/Hindu Undivided Family                           |                | 5                            | 54,59,205                                    | 0                              | 0   | 54,59,205                              | 17.18   | 54,59,205  | 0       | 54,59,205   | 17.18                               | 0  | 17.18  | 0                                | 0.00 | 0  | 0.00 | 54,59,205  |
|               | Adcock Kumar Agarwal  | Promoter       | 1                            | 13,62,956                                    | 0                              | 0   | 13,62,956                              | 4.29  | 13,62,956  | 0       | 13,62,956   | 4.29                                | 0  | 4.29   | 0                                | 0.00 | 0  | 0.00 | 13,62,956  |
|               | Adcock Kumar Agarwal  | Promoter Group | 1                            | 18,55,187                                    | 0                              | 0   | 18,55,187                              | 5.84  | 18,55,187  | 0       | 18,55,187   | 5.84                                | 0  | 5.84   | 0                                | 0.00 | 0  | 0.00 | 18,55,187  |
|               | Ayari Kireoi  | Promoter Group | 1                            | 13,43,750                                    | 0                              | 0   | 13,43,750                              | 4.23  | 13,43,750  | 0       | 13,43,750   | 4.23                                | 0  | 4.23   | 0                                | 0.00 | 0  | 0.00 | 13,43,750  |
|               | Ayari Agarwal   | Promoter Group | 1                            | 5,22,312                                     | 0                              | 0   | 5,22,312                               | 1.64  | 5,22,312   | 0       | 5,22,312    | 1.64                                | 0  | 1.64   | 0                                | 0.00 | 0  | 0.00 | 5,22,312   |
|               | Mehrotra Agarwal  | Promoter Group | 1                            | 3,75,000                                     | 0                              | 0   | 3,75,000                               | 1.18  | 3,75,000   | 0       | 3,75,000    | 1.18                                | 0  | 1.18   | 0                                | 0.00 | 0  | 0.00 | 3,75,000   |
| (b)           | Central Government/State Government(s)                      |                | 0                            | 0  | 0                              | 0   | -                                      | 0   | -  | 0       | -           | 0                                   | 0  | 0.00   | 0                                | 0.00 | 0  | 0.00 | 0  |
| (c)           | Financial Institutions / Banks                              |                | 0                            | 0  | 0                              | 0   | -                                      | 0   | -  | 0       | -           | 0                                   | 0  | 0.00   | 0                                | 0.00 | 0  | 0.00 | 0  |
| (d)           | Any Other (specify)   |                | 3                            | 1,78,11,799                                  | 0                              | 0   | 1,78,11,799                            | 56.04   | 1,78,11,799  | 0       | 1,78,11,799 | 56.04                               | 0  | 56.04  | 0                                | 0.00 | 0  | 0.00 | 1,78,11,799  |
|               | Body Corporate  |                | 3                            | 1,78,11,799                                  | 0                              | 0   | 1,78,11,799                            | 56.04   | 1,78,11,799  | 0       | 1,78,11,799 | 56.04                               | 0  | 56.04  | 0                                | 0.00 | 0  | 0.00 | 1,78,11,799  |
|               | Ayari Private Private Ltd                                   | Promoter Group | 1                            | 40,97,506                                    | 0                              | 0   | 40,97,506                              | 12.89   | 40,97,506  | 0       | 40,97,506   | 12.89                               | 0  | 12.89  | 0                                | 0.00 | 0  | 0.00 | 40,97,506  |
|               | Broadus Investment Ltd                                      | Promoter Group | 1                            | 1,21,21,568                                  | 0                              | 0   | 1,21,21,568                            | 38.14   | 1,21,21,568  | 0       | 1,21,21,568 | 38.14                               | 0  | 38.14  | 0                                | 0.00 | 0  | 0.00 | 1,21,21,568  |
|               | TCI Brands Property Limited                                 | Promoter Group | 1                            | 15,92,725                                    | 0                              | 0   | 15,92,725                              | 5.01  | 15,92,725  | 0       | 15,92,725   | 5.01                                | 0  | 5.01   | 0                                | 0.00 | 0  | 0.00 | 15,92,725  |
|               | Sub Total (A1)  |                | 8                            | 2,32,71,004                                  | 0                              | 0   | 2,32,71,004                            | 73.22   | 2,32,71,004  | 0       | 2,32,71,004 | 73.22                               | 0  | 73.22  | 0                                | 0.00 | 0  | 0.00 | 2,32,71,004  |
| 2             | <b>Foreign</b>  |                |                              |  |                                |   |  |   |  |         |             |                                     |  |  |                                  |      |  |      |  |
| (a)           | Non-Resident Individual/Foreign Institutional               |                | 0                            | 0  | 0                              | 0   | -                                      | 0.00  | -  | 0       | -           | 0.00                                | 0  | 0.00   | 0                                | 0.00 | 0  | 0.00 | 0  |
| (b)           | Government  |                | 0                            | 0  | 0                              | 0   | -                                      | 0.00  | -  | 0       | -           | 0.00                                | 0  | 0.00   | 0                                | 0.00 | 0  | 0.00 | 0  |
| (c)           | Institutions  |                | 0                            | 0  | 0                              | 0   | -                                      | 0.00  | -  | 0       | -           | 0.00                                | 0  | 0.00   | 0                                | 0.00 | 0  | 0.00 | 0  |
| (d)           | Foreign Portfolio Investor                                  |                | 0                            | 0  | 0                              | 0   | -                                      | 0.00  | -  | 0       | -           | 0.00                                | 0  | 0.00   | 0                                | 0.00 | 0  | 0.00 | 0  |
| (e)           | Any Other (specify) Bodies                                  |                | 0                            | 0  | 0                              | 0   | -                                      | 0.00  | -  | 0       | -           | 0.00                                | 0  | 0.00   | 0                                | 0.00 | 0  | 0.00 | 0  |
| (f)           | Any Other (specify) Group                                   |                | 0                            | 0  | 0                              | 0   | -                                      | 0.00  | -  | 0       | -           | 0.00                                | 0  | 0.00   | 0                                | 0.00 | 0  | 0.00 | 0  |
|               | Body Corporate  |                | 0                            | 0  | 0                              | 0   | -                                      | 0.00  | -  | 0       | -           | 0.00                                | 0  | 0.00   | 0                                | 0.00 | 0  | 0.00 | 0  |
|               | Sub Total (A2)  |                | 0                            | 0  | 0                              | 0   | -                                      | 0.00  | -  | 0       | -           | 0.00                                | 0  | 0.00   | 0                                | 0.00 | 0  | 0.00 | 0  |
|               | Total Shareholding of Promoter and Promoter Group (A1)+(A2) |                | 8                            | 2,32,71,004                                  | 0                              | 0   | 2,32,71,004                            | 73.22   | 2,32,71,004  | 0       | 2,32,71,004 | 100.00                              | 0  | 73.22  | 0                                | 0.00 | 0  | 0.00 | 2,32,71,004  |






Table IV - Statement showing Shareholding Pattern of the Non Promoter - Non Public shareholder

| Category<br>code | Category and Name<br>of the<br>shareholders   | PAN<br>(II) | Number of<br>sharehold<br>ers<br>(III) | No. of fully<br>paid up<br>equity<br>shares<br>(IV) | Partly<br>paid-<br>up<br>equit<br>y share<br>s held<br>(V) | No. of<br>shares<br>underlyin<br>g Depositor<br>y<br>(VI) | Total Nos.<br>shares<br>held<br>(VII =<br>IV+V+VI) | Sharehol<br>ding<br>%<br>calculate<br>as per<br>(VIII) | No of voting<br>Rights held in<br>each class of<br>securities<br>(IX) |                                       |                       |  | No of<br>shares<br>underlying<br>outstandin<br>g<br>(X) | Shareholding<br>as a %<br>assuming<br>full<br>conversion<br>(XI) =<br>(VII)/(X)<br>as a % of<br>A+B+C2 | Number of |           | Number of shares |   | Number<br>of Shares<br>held in<br>demateriali<br>zed<br>form<br>(XIV) |   |
|------------------|---|-------------|--|---|--|---|--|--|---|---------------------------------------|-----------------------|--|---|--|-----------|-----------|------------------|---|---|---|
|                  |   |             |  |   |  |   |  |  | Locked in<br>shares   | pledged or<br>otherwise<br>encumbered | No.                   | As a % of                                      |   |  | No.       | As a % of |                  |   |   |   |
|                  |   |             |  |   |  |   |  |  |   |                                       |                       |  |   |  |           |           |                  |   |   |   |
|                  | (I)   |             |  |   |  |   |  |  | SCRR<br>1957  | No of voting<br>Rights                | Total<br>as a %<br>of | Total<br>(including<br>vot<br>warrants)<br>(X) |   |  |           |           |                  |   |   |   |
|                  |   |             |  |   |  |   |  | (A+B+C2)<br>(VIII)                                     | X   | Y                                     | Total<br>as a %<br>of |  |   |  |           | (a)       | (a)              |   |   |   |
| (1)              | Custodian/ DR Holder  |             | 0                                      | 0   | 0  | 0   | 0  | 0.000  | 0   | 0                                     | 0                     | 0  | 0   | 0  | 0         | 0         | 0.000            | 0 | 0.000   | 0 |
| (2)              | Employee Benefit Trust (under<br>SEBI (Share Based Employee<br>Benefit) Regulations, 2014)<br>Total Non-Promoter-Non<br>Public Shareholding (C) =<br>(C1)+(C12) |             | 0                                      | 0   | 0  | 0   | 0  | 0.000  | 0   | 0                                     | 0                     | 0  | 0   | 0  | 0         | 0         | 0.000            | 0 | 0.000   | 0 |



Table V- Statement showing details of significant beneficial owners (SBOs)

| Sr. No | Details of the Significant Beneficial Owner(SBO) (I) |   |             | Details of the registered owner (II)                         |  |             | Details of holding/ exercise of right of the SBO in the reporting company, whether direct or indirect: (III) |                   |  |                     |                                   | Date of creation / acquisition of significant beneficial interest (IV) |
|--------|--|---|-------------|--|--|-------------|--|-------------------|--|---------------------|-----------------------------------|--|
|        | Name   | PAN/ Passport No. in case of a foreign national | Nationality | Name   | PAN /Passport No.in case of a foreign national | Nationality | Shares (%)   | Voting rights (%) | Rights on distributable (%) Dividend or any other Distribution | Exercise of control | Exercise of significant Influence |  |
| 1      | Ashok Kumar Agarwal                                  | -   | -           | Ashok Kumar & Sons HUF through its Karta Ashok Kumar Agarwal | -  | India       | 10   | 10                | 10   | Yes                 | Yes                               | 28/07/2001   |
|        |  |   |             |  |  |             |  |                   |  |                     |                                   |  |



62

Format of Holding of Specified Securities

1 Name of the entity: **TRANSCORP INTERNATIONAL LIMITED**  
2 Scrip Code : NA  
Name of Scrip : NA  
Class of Security : **Equity Shares**

3 Share Holding Pattern filed under Reg 31(1)(b) as on June 24, 2022: **Pre Scheme of Arrangement**  
4 **DECLARATION** : The Listed Entity is required to submit the following declaration to the extent of Submission of Information

| Particulars |  | Yes | No |
|-------------|--|-----|----|
| 1           | Whether the Listed Entity has issued any partly paid up shares?                        |     | NO |
| 2           | Whether the Listed Entity has issued any Convertible Securities or Warrants?           |     | NO |
| 3           | Whether the Listed Entity has any shares against which depository receipts are issued? |     | NO |
| 4           | Whether the Listed Entity has any shares in locked-in?                                 |     | NO |
| 5           | Whether any shares held by promoters are pledge or otherwise encumbered?               |     | NO |
| 6           | Whether the listed entity has any significant beneficial owner?                        | YES |    |






Table I - Summary Statement holding of specified securities

| Category code (i) | Category and Name of the shareholders (ii) | Number of shareholders (iii) | No. of fully paid up equity shares held (iv) | Partly paid-up equity shares held (v) | No. of shares underlying Depository Receipts (vi) | Total Nos. shares held (VII) = (IV)+(V)+(VI) | Shareholding % calculate as per SCRR 1957 As a % of (A+B+C2) (viii) | No. of voting Rights held in each class of securities (IX) |         |             | Total as a % of (A+B+C) (x) | No. of shares underlying convertible Securities (including warrants) (XI) | Shareholding as a % assuming full conversion of convertible of diluted share capital (XII) = (VIII)+(XI) | Number of Locked in shares (XIII) |                                 | Number of pledged or otherwise encumbered (XIV) |                                 | Number of Shares held in dematerialized form (XV) |
|-------------------|--|------------------------------|--|---------------------------------------|---|--|---|--|---------|-------------|-----------------------------|---|--|-----------------------------------|---------------------------------|---|---------------------------------|---|
|                   |  |                              |  |                                       |   |  |   | Class X  | Class Y | Total       |                             |   |  | No. (a)                           | As a % of total shares held (b) | No. (a)   | As a % of total shares held (b) |   |
| (A)               | Promoter and Promoter Group                | 8                            | 2,32,71,004                                  | 0                                     | 0   | 2,32,71,004                                  | 73.22   | 2,32,71,004  | 0       | 2,32,71,004 | 73.22                       | 0   | 73.22  | 0                                 | 0.00                            | 0   | 0.00                            | 0   |
| (B)               | Public                                     | 3,781                        | 85,11,740                                    | 0                                     | 0   | 85,11,740                                    | 26.78   | 85,11,740  | 0       | 85,11,740   | 26.78                       | 0   | 26.78  | 0                                 | 0.00                            | 0   | 0.00                            | 0   |
| (C)               | Non Promoter - Non Public                  | 0                            | 0  | 0                                     | 0   | 0  | 0.00  | 0  | 0       | 0           | 0.00                        | 0   | 0.00   | 0                                 | 0.00                            | 0   | 0.00                            | 0   |
| (C1)              | Shares underlying DRs                      | 0                            | 0  | 0                                     | 0   | 0  | 0.00  | 0  | 0       | 0           | 0.00                        | 0   | 0.00   | 0                                 | 0.00                            | 0   | 0.00                            | 0   |
| (C2)              | Shares held by Employee Trusts             | 0                            | 0  | 0                                     | 0   | 0  | 0.00  | 0  | 0       | 0           | 0.00                        | 0   | 0.00   | 0                                 | 0.00                            | 0   | 0.00                            | 0   |
|                   | Total                                      | 3,781                        | 3,17,82,744                                  | 0                                     | 0   | 3,17,82,744                                  | 100.00  | 3,17,82,744  | 0       | 3,17,82,744 | 100.00                      | 0   | 100.00   | 0                                 | 0.00                            | 0   | 0.00                            | 0   |




Table II - Statement showing Shareholding Pattern of the Promoter and Promoter Group

| Category code | Category and Name of the shareholders (i)                       | Entity Type    | PAN (ii)   | Number of shareholders (iii) | No. of fully paid-up equity shares held (iv) | Partly paid-up equity held (v) | No. of shares underlying Depository Receipts (vi) | Total Nos. shares held (vii = (iv)+(v)+(vi)) | Shareholding as per SCRT, 1957 As a % of (A+B+C2) (viii) | No. of voting Rights held in each class of securities (ix) |         |             | No. of shares underlying convertible securities (x) | Shareholding as a % assuming full conversion of convertible securities as a % of A+B+C2 | Number of shares locked in (xi) |                                 | Number of shares pledged or otherwise encumbered (xii) |                                 | Number of Shares held in dematerialised form (xiii) (*) |             |
|---------------|---|----------------|------------|------------------------------|--|--------------------------------|---|--|--|--|---------|-------------|---|---|---------------------------------|---------------------------------|--|---------------------------------|---|-------------|
|               |   |                |            |                              |  |                                |   |  |  | Class X  | Class Y | Total       | Total as a % of total voting rights                 |   | (a)                             | (b) As a % of total shares held | (c)  | (d) As a % of total shares held |   |             |
| 1             | <b>Indian</b>   |                |            |                              |  |                                |   |  |  |  |         |             |   |   |                                 |                                 |  |                                 |   |             |
| (a)           | Indiabulls Institutional Limited                                | Promoter       | AABPH3421L | 5                            | 54,59,205                                    | 0                              | 0   | 54,59,205                                    | 17.18  | 54,59,205  | 0       | 54,59,205   | 17.18   | 0   | 0.00                            | 0                               | 0.00   | 0                               | 0.00  | 54,59,205   |
|               | Airtel Kumar Approval   | Promoter       | AACPH3421L | 1                            | 13,62,956                                    | 0                              | 0   | 13,62,956                                    | 4.29   | 13,62,956  | 0       | 13,62,956   | 4.29  | 0   | 0.00                            | 0                               | 0.00   | 0                               | 0.00  | 13,62,956   |
|               | Airtel Kumar Approval   | Promoter Group | AACPH3421L | 1                            | 18,55,187                                    | 0                              | 0   | 18,55,187                                    | 5.84   | 18,55,187  | 0       | 18,55,187   | 5.84  | 0   | 0.00                            | 0                               | 0.00   | 0                               | 0.00  | 18,55,187   |
|               | Airtel Kumar Approval   | Promoter Group | AACPH3421L | 1                            | 13,43,750                                    | 0                              | 0   | 13,43,750                                    | 4.23   | 13,43,750  | 0       | 13,43,750   | 4.23  | 0   | 0.00                            | 0                               | 0.00   | 0                               | 0.00  | 13,43,750   |
|               | Airtel Kumar Approval   | Promoter Group | AACPH3421L | 1                            | 5,22,312                                     | 0                              | 0   | 5,22,312                                     | 1.64   | 5,22,312   | 0       | 5,22,312    | 1.64  | 0   | 0.00                            | 0                               | 0.00   | 0                               | 0.00  | 5,22,312    |
|               | Airtel Kumar Approval   | Promoter Group | AACPH3421L | 1                            | 3,75,000                                     | 0                              | 0   | 3,75,000                                     | 1.18   | 3,75,000   | 0       | 3,75,000    | 1.18  | 0   | 0.00                            | 0                               | 0.00   | 0                               | 0.00  | 3,75,000    |
| (b)           | Central Government/State Government(s)                          |                |            | 0                            | 0  | 0                              | 0   | -  | 0  | -  | 0       | -           | 0   | 0.00  | 0                               | 0.00                            | 0  | 0.00                            | 0   |             |
| (c)           | Financial Institutions / Banks                                  |                |            | 0                            | 0  | 0                              | 0   | -  | 0  | -  | 0       | -           | 0   | 0.00  | 0                               | 0.00                            | 0  | 0.00                            | 0   |             |
| (d)           | Foreign Institutional Investors (FII)                           |                |            | 3                            | 1,78,11,709                                  | 0                              | 0   | 1,78,11,709                                  | 56.04  | 1,78,11,709  | 0       | 1,78,11,709 | 56.04   | 0   | 0.00                            | 0                               | 0.00   | 0                               | 0.00  | 1,78,11,709 |
|               | Body Corporate  |                |            | 3                            | 1,78,11,709                                  | 0                              | 0   | 1,78,11,709                                  | 56.04  | 1,78,11,709  | 0       | 1,78,11,709 | 56.04   | 0   | 0.00                            | 0                               | 0.00   | 0                               | 0.00  | 1,78,11,709 |
|               | Airtel Kumar Approval   | Promoter Group | AACPH3421L | 1                            | 40,97,506                                    | 0                              | 0   | 40,97,506                                    | 12.80  | 40,97,506  | 0       | 40,97,506   | 12.80   | 0   | 0.00                            | 0                               | 0.00   | 0                               | 0.00  | 40,97,506   |
|               | Airtel Kumar Approval   | Promoter Group | AACPH3421L | 1                            | 1,21,21,568                                  | 0                              | 0   | 1,21,21,568                                  | 38.14  | 1,21,21,568  | 0       | 1,21,21,568 | 38.14   | 0   | 0.00                            | 0                               | 0.00   | 0                               | 0.00  | 1,21,21,568 |
|               | Airtel Kumar Approval   | Promoter Group | AACPH3421L | 1                            | 15,92,725                                    | 0                              | 0   | 15,92,725                                    | 5.01   | 15,92,725  | 0       | 15,92,725   | 5.01  | 0   | 0.00                            | 0                               | 0.00   | 0                               | 0.00  | 15,92,725   |
|               | Airtel Kumar Approval   | Promoter Group | AACPH3421L | 1                            | 2,32,71,004                                  | 0                              | 0   | 2,32,71,004                                  | 73.22  | 2,32,71,004  | 0       | 2,32,71,004 | 73.22   | 0   | 0.00                            | 0                               | 0.00   | 0                               | 0.00  | 2,32,71,004 |
| 2             | <b>Foreign</b>  |                |            | 8                            | 2,32,71,004                                  | 0                              | 0   | 2,32,71,004                                  | 73.22  | 2,32,71,004  | 0       | 2,32,71,004 | 73.22   | 0   | 0.00                            | 0                               | 0.00   | 0                               | 0.00  | 2,32,71,004 |
| (a)           | Indiabulls (Non-Resident Indian)/Foreign                        |                |            | 0                            | 0  | 0                              | 0   | -  | 0.00   | -  | 0       | -           | 0   | 0.00  | 0                               | 0.00                            | 0  | 0.00                            | 0   |             |
| (b)           | Government  |                |            | 0                            | 0  | 0                              | 0   | -  | 0.00   | -  | 0       | -           | 0   | 0.00  | 0                               | 0.00                            | 0  | 0.00                            | 0   |             |
| (c)           | Institutions  |                |            | 0                            | 0  | 0                              | 0   | -  | 0.00   | -  | 0       | -           | 0   | 0.00  | 0                               | 0.00                            | 0  | 0.00                            | 0   |             |
| (d)           | Foreign Portfolio Investor                                      |                |            | 0                            | 0  | 0                              | 0   | -  | 0.00   | -  | 0       | -           | 0   | 0.00  | 0                               | 0.00                            | 0  | 0.00                            | 0   |             |
| (e)           | Any Other (Specify) Bodies                                      |                |            | 0                            | 0  | 0                              | 0   | -  | 0.00   | -  | 0       | -           | 0   | 0.00  | 0                               | 0.00                            | 0  | 0.00                            | 0   |             |
| (f)           | Any Other (Specify) Group                                       |                |            | 0                            | 0  | 0                              | 0   | -  | 0.00   | -  | 0       | -           | 0   | 0.00  | 0                               | 0.00                            | 0  | 0.00                            | 0   |             |
|               | Body Corporate  |                |            | 0                            | 0  | 0                              | 0   | -  | 0.00   | -  | 0       | -           | 0   | 0.00  | 0                               | 0.00                            | 0  | 0.00                            | 0   |             |
|               | Sub Total (A+B2)  |                |            | 0                            | 0  | 0                              | 0   | -  | 0.00   | -  | 0       | -           | 0   | 0.00  | 0                               | 0.00                            | 0  | 0.00                            | 0   |             |
|               | Total Shareholding of Promoter and Promoter Group (A+B+C1+A+B2) |                |            | 8                            | 2,32,71,004                                  | 0                              | 0   | 2,32,71,004                                  | 73.22  | 2,32,71,004  | 0       | 2,32,71,004 | 73.22   | 0   | 0.00                            | 0                               | 0.00   | 0                               | 0.00  | 2,32,71,004 |




Table III - Statement showing Shareholding Pattern of the Public shareholder

| Category code | Category and Name of the shareholders (I)                                     | PAN (II)    | Number of shareholders (III) | No. of fully paid up equity shares held (IV) | Partly paid-up equity held (V) | No. of shares underlying Depository Receipts (VI) | Total Nos. shares held (VII) = (IV)+(V)+(VI) | Shareholding % calculated as per SCRR 1957 As a % of (A+B+C2) (VIII) | No. of voting Rights held in each class of securities (IX) |          |                | Total as a % of votes (X) | No. of shares underlying outstanding convertible securities (including warrants) (XI) | Shareholding as a % assuming full conversion of convertible securities as a % of diluted share capital (XII) = (A)+(X1)+(X2) | Number of Locked in shares (XIII) |                            | Number of shares pledged or otherwise encumbered (XIV) |                            | Number of Shares held in dematerialized form (XV) |
|---------------|---|-------------|------------------------------|--|--------------------------------|---|--|--|--|----------|----------------|---------------------------|---|--|-----------------------------------|----------------------------|--|----------------------------|---|
|               |   |             |                              |  |                                |   |  |  | Class X  | Class Y  | Total          |                           |   |  | No. (a)                           | As a % of total shares (b) | No. (a)  | As a % of total shares (b) |   |
| 1             | <b>Institutions</b>   |             |                              |  |                                |   |  |  |  |          |                |                           |   |  |                                   |                            |  |                            |   |
| (a)           | Mutual Funds/UTI  |             | 0                            | 0  | 0                              | 0   | 0  | 0.00   | 0  | 0        | 0              | 0.00                      | 0   | 0.00   | 0                                 | 0.00                       | 0  | 0.00                       | 0   |
| (b)           | Venture Capital Funds   |             | 0                            | 0  | 0                              | 0   | 0  | 0.00   | 0  | 0        | 0              | 0.00                      | 0   | 0.00   | 0                                 | 0.00                       | 0  | 0.00                       | 0   |
| (c)           | Alternate Investment Funds  |             | 0                            | 0  | 0                              | 0   | 0  | 0.00   | 0  | 0        | 0              | 0.00                      | 0   | 0.00   | 0                                 | 0.00                       | 0  | 0.00                       | 0   |
| (d)           | Foreign Venture Capital Investors   |             | 0                            | 0  | 0                              | 0   | 0  | 0.00   | 0  | 0        | 0              | 0.00                      | 0   | 0.00   | 0                                 | 0.00                       | 0  | 0.00                       | 0   |
| (e)           | Foreign Portfolio Investors/FPI   |             | 2                            | 418  | 0                              | 418   | 0  | 0.01   | 0  | 0        | 418            | 0.01                      | 0   | 0.01   | 0                                 | 0.00                       | 0  | 0.00                       | 1511  |
| (f)           | Financial Institutions / Banks  |             | 4                            | 2522   | 0                              | 2522  | 0  | 0.00   | 0  | 0        | 2522           | 0.00                      | 0   | 0.00   | 0                                 | 0.00                       | 0  | 0.00                       | 0   |
| (g)           | Insurance Companies   |             | 0                            | 0  | 0                              | 0   | 0  | 0.00   | 0  | 0        | 0              | 0.00                      | 0   | 0.00   | 0                                 | 0.00                       | 0  | 0.00                       | 0   |
| (h)           | Provident Funds / Pension Funds   |             | 0                            | 0  | 0                              | 0   | 0  | 0.00   | 0  | 0        | 0              | 0.00                      | 0   | 0.00   | 0                                 | 0.00                       | 0  | 0.00                       | 0   |
| (i)           | Any Other (Specify)   |             | 0                            | 0  | 0                              | 0   | 0  | 0.00   | 0  | 0        | 0              | 0.00                      | 0   | 0.00   | 0                                 | 0.00                       | 0  | 0.00                       | 0   |
|               | <b>Sub Total (B)(1)</b>   |             | <b>6</b>                     | <b>2940</b>                                  | <b>0</b>                       | <b>2940</b>                                       | <b>0</b>                                     | <b>0.01</b>  | <b>2940</b>  | <b>0</b> | <b>2940</b>    | <b>0.01</b>               | <b>0</b>  | <b>0.01</b>  | <b>0</b>                          | <b>0.00</b>                | <b>0</b>   | <b>0.00</b>                | <b>1511</b>                                       |
| (2)           | Central Government/State Government(s)/ President of India                    |             | 0                            | 0  | 0                              | 0   | 0  | 0.00   | 0  | 0        | 0              | 0.00                      | 0   | 0.00   | 0                                 | 0.00                       | 0  | 0.00                       | 0   |
|               | <b>Sub Total (B)(2)</b>   |             | <b>0</b>                     | <b>0</b>                                     | <b>0</b>                       | <b>0</b>  | <b>0</b>                                     | <b>0.00</b>  | <b>0</b>   | <b>0</b> | <b>0</b>       | <b>0.00</b>               | <b>0</b>  | <b>0.00</b>  | <b>0</b>                          | <b>0.00</b>                | <b>0</b>   | <b>0.00</b>                | <b>0</b>  |
| 3             | <b>Non-Institutions</b>   |             |                              |  |                                |   |  |  |  |          |                |                           |   |  |                                   |                            |  |                            |   |
| (a-i)         | Individual shareholders holding nominal share capital up to Rs. 2 Lakh        |             | 3420                         | 3404228                                      | 0                              | 0   | 3404228                                      | 10.71  | 3404228  | 0        | 3404228        | 10.71                     | 0   | 10.71  | 0                                 | 0.00                       | 0  | 0.00                       | 3340878   |
| (b)           | Individual shareholders holding nominal share capital in excess of Rs. 2 Lakh |             | 3                            | 665629                                       | 0                              | 0   | 665629                                       | 2.09   | 665629   | 0        | 665629         | 2.09                      | 0   | 2.09   | 0                                 | 0.00                       | 0  | 0.00                       | 665629  |
| (c)           | NEFT Cn registered with RBI   |             | 0                            | 0  | 0                              | 0   | 0  | 0.00   | 0  | 0        | 0              | 0.00                      | 0   | 0.00   | 0                                 | 0.00                       | 0  | 0.00                       | 0   |
| (d)           | Overseas Depositories (holding DRs) (balancing figure)                        |             | 362                          | 4438743                                      | 0                              | 4438743   | 13.97  | 4438743  | 0  | 0        | 4438743        | 13.97                     | 0   | 13.97  | 0                                 | 0.00                       | 0  | 0.00                       | 4438743   |
| (e)           | Any Other (Specify)   |             | 63                           | 3721498                                      | 0                              | 3721498   | 11.71  | 3721498  | 0  | 0        | 3721498        | 11.71                     | 0   | 11.71  | 0                                 | 0.00                       | 0  | 0.00                       | 3712877   |
|               | <b>Sub Total (B)(3)</b>   |             | <b>1</b>                     | <b>1431653</b>                               | <b>0</b>                       | <b>1431653</b>                                    | <b>4.5</b>                                   | <b>1431653</b>   | <b>0</b>   | <b>0</b> | <b>1431653</b> | <b>4.5</b>                | <b>0</b>  | <b>4.5</b>   | <b>0</b>                          | <b>0.00</b>                | <b>0</b>   | <b>0.00</b>                | <b>1431653</b>                                    |
|               | Telmate Trading Company Private Limited                                       | AABCT1543M  | 1                            | 1945919                                      | 0                              | 1945919   | 6.12   | 1945919  | 0  | 0        | 1945919        | 6.12                      | 0   | 6.12   | 0                                 | 0.00                       | 0  | 0.00                       | 1945919   |
|               | Vero Suppliers Pvt. Ltd   | AA8C9Y0343D | 1                            | 29574  | 0                              | 29574   | 0.09   | 29574  | 0  | 0        | 29574          | 0.09                      | 0   | 0.09   | 0                                 | 0.00                       | 0  | 0.00                       | 24174   |
|               | Shri Ram Residex Pvt. Enterprises   |             | 173                          | 53574  | 0                              | 53574   | 0.17   | 53574  | 0  | 0        | 53574          | 0.17                      | 0   | 0.17   | 0                                 | 0.00                       | 0  | 0.00                       | 53574   |
|               | Shri Ram Residex Pvt. Enterprises   |             | 23                           | 53574  | 0                              | 53574   | 0.17   | 53574  | 0  | 0        | 53574          | 0.17                      | 0   | 0.17   | 0                                 | 0.00                       | 0  | 0.00                       | 53574   |
|               | M/O Overseas corporate bodies   |             | 0                            | 0  | 0                              | 0   | 0  | 0.00   | 0  | 0        | 0              | 0.00                      | 0   | 0.00   | 0                                 | 0.00                       | 0  | 0.00                       | 0   |
|               | M/O Overseas corporate bodies   |             | 0                            | 0  | 0                              | 0   | 0  | 0.00   | 0  | 0        | 0              | 0.00                      | 0   | 0.00   | 0                                 | 0.00                       | 0  | 0.00                       | 0   |
|               | M/O Overseas corporate bodies   |             | 0                            | 0  | 0                              | 0   | 0  | 0.00   | 0  | 0        | 0              | 0.00                      | 0   | 0.00   | 0                                 | 0.00                       | 0  | 0.00                       | 0   |
|               | M/O Overseas corporate bodies   |             | 0                            | 0  | 0                              | 0   | 0  | 0.00   | 0  | 0        | 0              | 0.00                      | 0   | 0.00   | 0                                 | 0.00                       | 0  | 0.00                       | 0   |
|               | M/O Overseas corporate bodies   |             | 0                            | 0  | 0                              | 0   | 0  | 0.00   | 0  | 0        | 0              | 0.00                      | 0   | 0.00   | 0                                 | 0.00                       | 0  | 0.00                       | 0   |
|               | M/O Overseas corporate bodies   |             | 0                            | 0  | 0                              | 0   | 0  | 0.00   | 0  | 0        | 0              | 0.00                      | 0   | 0.00   | 0                                 | 0.00                       | 0  | 0.00                       | 0   |
|               | M/O Overseas corporate bodies   |             | 0                            | 0  | 0                              | 0   | 0  | 0.00   | 0  | 0        | 0              | 0.00                      | 0   | 0.00   | 0                                 | 0.00                       | 0  | 0.00                       | 0   |
|               | M/O Overseas corporate bodies   |             | 0                            | 0  | 0                              | 0   | 0  | 0.00   | 0  | 0        | 0              | 0.00                      | 0   | 0.00   | 0                                 | 0.00                       | 0  | 0.00                       | 0   |
|               | M/O Overseas corporate bodies   |             | 0                            | 0  | 0                              | 0   | 0  | 0.00   | 0  | 0        | 0              | 0.00                      | 0   | 0.00   | 0                                 | 0.00                       | 0  | 0.00                       | 0   |
|               | M/O Overseas corporate bodies   |             | 0                            | 0  | 0                              | 0   | 0  | 0.00   | 0  | 0        | 0              | 0.00                      | 0   | 0.00   | 0                                 | 0.00                       | 0  | 0.00                       | 0   |
|               | M/O Overseas corporate bodies   |             | 0                            | 0  | 0                              | 0   | 0  | 0.00   | 0  | 0        | 0              | 0.00                      | 0   | 0.00   | 0                                 | 0.00                       | 0  | 0.00                       | 0   |
|               | M/O Overseas corporate bodies   |             | 0                            | 0  | 0                              | 0   | 0  | 0.00   | 0  | 0        | 0              | 0.00                      | 0   | 0.00   | 0                                 | 0.00                       | 0  | 0.00                       | 0   |
|               | M/O Overseas corporate bodies   |             | 0                            | 0  | 0                              | 0   | 0  | 0.00   | 0  | 0        | 0              | 0.00                      | 0   | 0.00   | 0                                 | 0.00                       | 0  | 0.00                       | 0   |
|               | M/O Overseas corporate bodies   |             | 0                            | 0  | 0                              | 0   | 0  | 0.00   | 0  | 0        | 0              | 0.00                      | 0   | 0.00   | 0                                 | 0.00                       | 0  | 0.00                       | 0   |
|               | M/O Overseas corporate bodies   |             | 0                            | 0  | 0                              | 0   | 0  | 0.00   | 0  | 0        | 0              | 0.00                      | 0   | 0.00   | 0                                 | 0.00                       | 0  | 0.00                       | 0   |
|               | M/O Overseas corporate bodies   |             | 0                            | 0  | 0                              | 0   | 0  | 0.00   | 0  | 0        | 0              | 0.00                      | 0   | 0.00   | 0                                 | 0.00                       | 0  | 0.00                       | 0   |
|               | M/O Overseas corporate bodies   |             | 0                            | 0  | 0                              | 0   | 0  | 0.00   | 0  | 0        | 0              | 0.00                      | 0   | 0.00   | 0                                 | 0.00                       | 0  | 0.00                       | 0   |
|               | M/O Overseas corporate bodies   |             | 0                            | 0  | 0                              | 0   | 0  | 0.00   | 0  | 0        | 0              | 0.00                      | 0   | 0.00   | 0                                 | 0.00                       | 0  | 0.00                       | 0   |
|               | M/O Overseas corporate bodies   |             | 0                            | 0  | 0                              | 0   | 0  | 0.00   | 0  | 0        | 0              | 0.00                      | 0   | 0.00   | 0                                 | 0.00                       | 0  | 0.00                       | 0   |
|               | M/O Overseas corporate bodies   |             | 0                            | 0  | 0                              | 0   | 0  | 0.00   | 0  | 0        | 0              | 0.00                      | 0   | 0.00   | 0                                 | 0.00                       | 0  | 0.00                       | 0   |
|               | M/O Overseas corporate bodies   |             | 0                            | 0  | 0                              | 0   | 0  | 0.00   | 0  | 0        | 0              | 0.00                      | 0   | 0.00   | 0                                 | 0.00                       | 0  | 0.00                       | 0   |
|               | M/O Overseas corporate bodies   |             | 0                            | 0  | 0                              | 0   | 0  | 0.00   | 0  | 0        | 0              | 0.00                      | 0   | 0.00   | 0                                 | 0.00                       | 0  | 0.00                       | 0   |
|               | M/O Overseas corporate bodies   |             | 0                            | 0  | 0                              | 0   | 0  | 0.00   | 0  | 0        | 0              | 0.00                      | 0   | 0.00   | 0                                 | 0.00                       | 0  | 0.00                       | 0   |
|               | M/O Overseas corporate bodies   |             | 0                            | 0  | 0                              | 0   | 0  | 0.00   | 0  | 0        | 0              | 0.00                      | 0   | 0.00   | 0                                 | 0.00                       | 0  | 0.00                       | 0   |
|               | M/O Overseas corporate bodies   |             | 0                            | 0  | 0                              | 0   | 0  | 0.00   | 0  | 0        | 0              | 0.00                      | 0   | 0.00   | 0                                 | 0.00                       | 0  | 0.00                       | 0   |
|               | M/O Overseas corporate bodies   |             | 0                            | 0  | 0                              | 0   | 0  | 0.00   | 0  | 0        | 0              | 0.00                      | 0   | 0.00   | 0                                 | 0.00                       | 0  | 0.00                       | 0   |
|               | M/O Overseas corporate bodies   |             | 0                            | 0  | 0                              | 0   | 0  | 0.00   | 0  | 0        | 0              | 0.00                      | 0   | 0.00   | 0                                 | 0.00                       | 0  | 0.00                       | 0   |
|               | M/O Overseas corporate bodies   |             | 0                            | 0  | 0                              | 0   | 0  | 0.00   | 0  | 0        | 0              | 0.00                      | 0   | 0.00   | 0                                 | 0.00                       | 0  | 0.00                       | 0   |
|               | M/O Overseas corporate bodies   |             | 0                            | 0  | 0                              | 0   | 0  | 0.00   | 0  | 0        | 0              | 0.00                      | 0   | 0.00   | 0                                 | 0.00                       | 0  | 0.00                       | 0   |
|               | M/O Overseas corporate bodies   |             | 0                            | 0  | 0                              | 0   | 0  | 0.00   | 0  | 0        | 0              | 0.00                      | 0   | 0.00   | 0                                 | 0.00                       | 0  | 0.00                       | 0   |
|               | M/O Overseas corporate bodies   |             | 0                            | 0  | 0                              | 0   | 0  | 0.00   | 0  | 0        | 0              | 0.00                      | 0   | 0.00   | 0                                 | 0.00                       | 0  | 0.00                       | 0   |
|               | M/O Overseas corporate bodies   |             | 0                            | 0  | 0                              | 0   | 0  | 0.00   | 0  | 0        | 0              | 0.00                      | 0   | 0.00   | 0                                 | 0.00                       | 0  | 0.00                       | 0   |
|               | M/O Overseas corporate bodies   |             | 0                            | 0  | 0                              | 0   | 0  | 0.00   | 0  | 0        | 0              | 0.00                      | 0   | 0.00   | 0                                 | 0.00                       | 0  | 0.00                       | 0   |
|               | M/O Overseas corporate bodies   |             | 0                            | 0  | 0                              | 0   | 0  | 0.00   | 0  | 0        | 0              | 0.00                      | 0   | 0.00   | 0                                 | 0.00                       | 0  | 0.00                       | 0   |
|               | M/O Overseas corporate bodies   |             | 0                            | 0  | 0                              | 0   | 0  | 0.00   | 0  | 0        | 0              | 0.00                      | 0   | 0.00   | 0                                 | 0.00                       | 0  | 0.00                       | 0   |
|               | M/O Overseas corporate bodies   |             | 0                            | 0  | 0                              | 0   | 0  | 0.00   | 0  | 0        | 0              | 0.00                      | 0   | 0.00   | 0                                 | 0.00                       | 0  | 0.00                       | 0   |
|               | M/O Overseas corporate bodies   |             | 0                            | 0  | 0                              | 0   | 0  | 0.00   | 0  | 0        | 0              | 0.00                      | 0   | 0.00   | 0                                 | 0.00                       | 0  | 0.00                       | 0   |
|               | M/O Overseas corporate bodies   |             | 0                            | 0  | 0                              | 0   | 0  | 0.00   | 0  | 0        | 0              | 0.00                      | 0   | 0.00   | 0                                 | 0.00                       | 0  | 0.00                       | 0   |
|               | M/O Overseas corporate bodies   |             | 0                            | 0  | 0                              | 0   | 0  | 0.00   | 0  | 0        | 0              | 0.00                      | 0   | 0.00   | 0                                 | 0.00                       | 0  | 0.00                       | 0   |
|               | M/O Overseas corporate bodies   |             | 0                            | 0  | 0                              | 0   | 0  | 0.00   | 0  | 0        | 0              | 0.00                      | 0   | 0.00   | 0                                 | 0.00                       | 0  | 0.00                       | 0   |
|               | M/O Overseas corporate bodies   |             | 0                            | 0  | 0                              | 0   | 0  | 0.00   | 0  | 0        | 0              | 0.00                      | 0   | 0.00   | 0                                 | 0.00                       | 0  | 0.00                       | 0   |
|               | M/O Overseas corporate bodies   |             | 0                            | 0  | 0                              | 0   | 0  | 0.00   | 0  | 0        | 0              | 0.00                      | 0   | 0.00   | 0                                 | 0.00                       | 0  | 0.00                       | 0   |
|               | M/O Overseas corporate bodies   |             | 0                            | 0  | 0                              | 0   | 0  | 0.00   | 0  | 0        | 0              | 0.00                      | 0   | 0.00   | 0                                 | 0.00                       | 0  | 0.00                       | 0   |
|               | M/O Overseas corporate bodies   |             | 0                            | 0  | 0                              | 0   | 0  | 0.00   | 0  | 0        | 0              | 0.00                      | 0   | 0.00   | 0                                 | 0.00                       | 0  | 0.00                       | 0   |
|               | M/O Overseas corporate bodies   |             | 0                            | 0  | 0                              | 0   | 0  | 0.00   | 0  | 0        | 0              | 0.00                      | 0   | 0.00   | 0                                 | 0.00                       | 0  | 0.00                       | 0   |
|               | M/O Overseas corporate bodies   |             | 0                            | 0  | 0                              | 0   | 0  | 0.00   | 0  | 0        | 0              | 0.00                      | 0   | 0.00   | 0                                 | 0.00                       | 0  | 0.00                       | 0   |
|               | M/O Overseas corporate bodies   |             | 0                            | 0  | 0                              | 0   | 0  | 0.00   | 0  | 0        | 0              | 0.00                      | 0   | 0.00   | 0                                 | 0.00                       | 0  | 0.00                       | 0   |
|               | M/O Overseas corporate bodies   |             | 0                            | 0  | 0                              | 0   | 0  | 0.00   | 0  | 0        | 0              | 0.00                      | 0   | 0.00   | 0                                 | 0.00                       | 0  | 0.00                       | 0   |
|               | M/O Overseas corporate bodies   |             | 0                            | 0  | 0                              | 0   | 0  | 0.00   | 0  | 0        | 0              | 0.00                      | 0   | 0.00   | 0                                 | 0.00                       | 0  | 0.00                       | 0   |
|               | M/O Overseas corporate bodies   |             | 0                            | 0  | 0                              | 0   | 0  | 0.00   | 0  | 0        | 0              | 0.00                      | 0   | 0.00   | 0                                 | 0.00                       | 0  | 0.00                       | 0   |
|               | M/O Overseas corporate bodies   |             | 0                            | 0  | 0                              | 0   | 0  | 0.00   | 0  | 0        | 0              | 0.00                      | 0   | 0.00   | 0                                 | 0.00                       | 0  | 0.00                       | 0   |
|               | M/O Overseas corporate bodies   |             | 0                            | 0  | 0                              | 0   | 0  | 0.00   | 0  | 0        | 0              | 0.00                      | 0   | 0.00   | 0                                 | 0.00                       | 0  | 0.00                       | 0   |
|               | M/O Overseas corporate bodies   |             | 0                            | 0  | 0                              | 0   | 0  | 0.00   | 0  | 0        | 0              | 0.00                      | 0   | 0.00   | 0                                 | 0.00                       | 0  | 0.00                       | 0   |
|               | M/O Overseas corporate bodies   |             | 0                            | 0  | 0                              | 0   | 0  | 0.00   | 0  | 0        | 0              | 0.00                      | 0   | 0.00   | 0                                 | 0.00                       | 0  | 0.00                       | 0   |
|               | M/O Overseas corporate bodies   |             | 0                            | 0  | 0                              | 0   | 0  | 0.00   | 0  | 0        | 0              | 0.00                      | 0   | 0.00   | 0                                 | 0.00                       | 0  | 0.00                       | 0   |
|               | M/O Overseas corporate bodies   |             | 0                            | 0  | 0                              | 0   | 0  | 0.00   | 0  | 0        | 0              | 0.00                      | 0   | 0.00   | 0                                 | 0.00                       | 0  | 0.00                       | 0   |
|               | M/O Overseas corporate bodies   |             | 0                            | 0  | 0                              | 0   | 0  | 0.00   | 0  | 0        | 0              | 0.00                      | 0</   |  |                                   |                            |  |                            |   |



Table IV - Statement showing Shareholding Pattern of the Non Promoter - Non Public shareholder

| Category IV code | Category and Name of the shareholders  | PAN (II) | Number of shareholders (III) | No. of fully paid up equity shares (IV) | Partly paid-up equity shares (V) | No. of shares underlying Depository Receipts (VI) | Total Nos. shares held (VII = IV+V+VI) | Shareholding % calculated as per SCRR 1957 As a % of (A+B+C2) (VIII) | No of voting Rights held in each class of securities (IX) |                     |        |        | No of shares underlying outstanding convertible securities (X) | Shareholding as a % assuming full conversion of convertible securities (as a % of (VII)+(X) as a % of A+B+C2 | Number of Locked in shares (XII)    |       | Number of Shares pledged or otherwise encumbered (XIII) |       | Number of Shares held in dematerialized form (XIV) |                                 |
|------------------|--|----------|------------------------------|---|----------------------------------|---|--|--|---|---------------------|--------|--------|--|--|-------------------------------------|-------|---|-------|--|---------------------------------|
|                  |  |          |                              |   |                                  |   |  |  | Rights held in each class of securities (IX)              | No of voting Rights |        |        |  |  | Total as a % of Total voting Rights | No.   | As a % of total shares held (b)                         | No.   |  | As a % of total shares held (b) |
|                  |  |          |                              |   |                                  |   |  |  |   | Cla ss              | Cla ss | Cla ss |  |  |                                     |       |   |       |  |                                 |
| (1)              | Custodian/ DR Holder   |          | 0                            | 0                                       | 0                                | 0   | 0                                      | 0.000  | 0   | 0                   | 0      | 0      | 0  | 0  | 0                                   | 0.000 | 0   | 0.000 | 0  |                                 |
| (2)              | Employee Benefit Trust (under SEBI (Share Based Employee Benefit) Regulations, 2014)<br>Total Non-Promoter-Non Public Shareholding (C) = (C)(1)+(C)(2) |          | 0                            | 0                                       | 0                                | 0   | 0                                      | 0.000  | 0   | 0                   | 0      | 0      | 0  | 0  | 0                                   | 0.000 | 0   | 0.000 | 0  |                                 |





Table V- Statement showing details of significant beneficial owners (SBOs)

| Sr. No | Details of the Significant Beneficial Owner(SBO) (I) |   |             | Details of the registered owner (II)                         |  |             | Details of holding/ exercise of right of the SBO in the reporting company, whether direct or indirect: (III) |                   |  |                     |                                   | Date of creation / acquisition of significant beneficial interest (IV) |
|--------|--|---|-------------|--|--|-------------|--|-------------------|--|---------------------|-----------------------------------|--|
|        | Name   | PAN/ Passport No. in case of a foreign national | Nationality | Name   | PAN /Passport No.in case of a foreign national | Nationality | Shares (%)   | Voting rights (%) | Rights on distributable (%) Dividend or any other Distribution | Exercise of control | Exercise of significant Influence |  |
| 1      | Ashok Kumar Agarwal                                  | -   | -           | Ashok Kumar & Sons HUF through its Karta Ashok Kumar Agarwal | -  | India       | 10   | 10                | 10   | Yes                 | Yes                               | 28/07/2001   |
|        |  |   |             |  |  |             |  |                   |  |                     |                                   |  |



Format of Holding of Specified Securities

1 Name of the entity: **TRANSCORP INTERNATIONAL LIMITED**

2 Scrip Code : **NA**

Name of Scrip : **NA**

Class of Security : **Equity Shares**

3 Share Holding Pattern filed under Reg 31(1)(b) as on June 24, 2022: **Pre Scheme of Arrangement**  
4 **DECLARATION** : The Listed Entity is required to submit the following declaration to the extent of Submission of Information

|   | Particulars  | Yes        | No        |
|---|--|------------|-----------|
| 1 | Whether the Listed Entity has issued any partly paid up shares?                        |            | <b>NO</b> |
| 2 | Whether the Listed Entity has issued any Convertible Securities or Warrants?           |            | <b>NO</b> |
| 3 | Whether the Listed Entity has any shares against which depository receipts are issued? |            | <b>NO</b> |
| 4 | Whether the Listed Entity has any shares in locked-in?                                 |            | <b>NO</b> |
| 5 | Whether any shares held by promoters are pledge or otherwise encumbered?               |            | <b>NO</b> |
| 6 | Whether the listed entity has any significant beneficial owner?                        | <b>YES</b> |           |








Table 1 - Summary Statement holding of specified securities

| Category code (i) | Category and Name of the shareholders (ii) | Number of shareholders (iii) | No. of fully paid up equity shares held (iv) | Partly paid-up equity shares held (v) | No. of shares underlying Depository Receipts (vi) | Total Nos. shares held (VII) = (IV)+(V)+(VI) | Shareholding as per SCRR 1957 As a % of (A+B+C2) (VIII) | No. of Voting Rights held in each class of securities (IX) |          |                    | Total as a % of (A+B+C) (X) | No. of shares underlying outstanding convertible Securities (including warrants) (XI) | Shareholding as a % assuming full conversion of convertible of diluted share capital (XII) = (VIII)+(XI) | Number of Locked in shares (XIII) |                                 | Number of shares pledged or otherwise encumbered (XIV) |                                 | Number of Shares held in dematerialized form (XV) |
|-------------------|--|------------------------------|--|---------------------------------------|---|--|---|--|----------|--------------------|-----------------------------|---|--|-----------------------------------|---------------------------------|--|---------------------------------|---|
|                   |  |                              |  |                                       |   |  |   | Class X  | Class Y  | Total              |                             |   |  | No. (a)                           | As a % of total shares held (b) | No. (a)  | As a % of total shares held (b) |   |
| (A)               | Promoter and Promoter Group                | 8                            | 2,32,71,004                                  | 0                                     | 0   | 2,32,71,004                                  | 73.22   | 2,32,71,004  | 0        | 2,32,71,004        | 73.22                       | 0   | 73.22  | 0                                 | 0.00                            | 0  | 0.00                            | 0   |
| (B)               | Public                                     | 3,781                        | 85,11,740                                    | 0                                     | 0   | 85,11,740                                    | 26.78   | 85,11,740  | 0        | 85,11,740          | 26.78                       | 0   | 26.78  | 0                                 | 0.00                            | 0  | 0.00                            | 0   |
| (C)               | Non Promoter - Non Public                  | 0                            | 0  | 0                                     | 0   | 0  | 0.00  | 0  | 0        | 0                  | 0.00                        | 0   | 0.00   | 0                                 | 0.00                            | 0  | 0.00                            | 0   |
| (C1)              | Shares underlying DRs                      | 0                            | 0  | 0                                     | 0   | 0  | 0.00  | 0  | 0        | 0                  | 0.00                        | 0   | 0.00   | 0                                 | 0.00                            | 0  | 0.00                            | 0   |
| (C2)              | Shares held by Employee Trusts             | 0                            | 0  | 0                                     | 0   | 0  | 0.00  | 0  | 0        | 0                  | 0.00                        | 0   | 0.00   | 0                                 | 0.00                            | 0  | 0.00                            | 0   |
|                   | <b>Total</b>                               | <b>3,789</b>                 | <b>3,17,82,744</b>                           | <b>0</b>                              | <b>0</b>  | <b>3,17,82,744</b>                           | <b>100.00</b>   | <b>3,17,82,744</b>   | <b>0</b> | <b>3,17,82,744</b> | <b>100.00</b>               | <b>0</b>  | <b>100.00</b>  | <b>0</b>                          | <b>0.00</b>                     | <b>0</b>   | <b>0.00</b>                     | <b>0</b>  |




Table I - Statement showing Shareholding Pattern of the Promoter and Promoter Group

| Category code | Category and Name of the shareholders (i)                    | Entity Type    | Number of shareholders (ii) | No. of fully paid up equity shares held (iv) | Partly paid-up equity held (v) | No. of shares underlying Depository Receipts (vi) | Total Nos. shares held (vii = iv+v+vi) | Shareholding as per SCRR 1957 As a % of (A+B+C2) (viii) | No. of voting Rights held in each class of securities |         |             | Total as a % of Total voting rights | No. of shares underlying outstanding convertible securities (including warrants) (ix) | Shareholding as a % assuming full conversion of convertible securities as a % of diluted share capital (x) = as a % of A+B+C2 | Number of Locked in shares (xi) |      | Number of pledged or otherwise encumbered (xii) |      | Number of Shares held in dematerialized form (xiii) |
|---------------|--|----------------|-----------------------------|--|--------------------------------|---|--|---|---|---------|-------------|-------------------------------------|---|---|---------------------------------|------|---|------|---|
|               |  |                |                             |  |                                |   |  |   | Class X   | Class Y | Total       |                                     |   |   | (a)                             | (b)  | (a)   | (b)  |   |
| 1             | <b>Indian</b>  |                | 5                           | 54,59,205                                    | 0                              | 0   | 54,59,205                              | 17.18   | 54,59,205   | 0       | 54,59,205   | 17.18                               | 0   | 17.18   | 0                               | 0.00 | 0   | 0.00 | 54,59,205   |
| (a)           | Individual/Hindu Undivided Family                            |                | 1                           | 13,62,956                                    | 0                              | 0   | 13,62,956                              | 4.29  | 13,62,956   | 0       | 13,62,956   | 4.29                                | 0   | 4.29  | 0                               | 0.00 | 0   | 0.00 | 13,62,956   |
|               | Ashok Kumar Agarwal  | Promoter       | 1                           | 18,55,187                                    | 0                              | 0   | 18,55,187                              | 5.84  | 18,55,187   | 0       | 18,55,187   | 5.84                                | 0   | 5.84  | 0                               | 0.00 | 0   | 0.00 | 18,55,187   |
|               | Ashok Kumar Agarwal  | Promoter Group | 1                           | 13,43,750                                    | 0                              | 0   | 13,43,750                              | 4.23  | 13,43,750   | 0       | 13,43,750   | 4.23                                | 0   | 4.23  | 0                               | 0.00 | 0   | 0.00 | 13,43,750   |
|               | Ajay Karol   | Promoter Group | 1                           | 5,22,312                                     | 0                              | 0   | 5,22,312                               | 1.64  | 5,22,312  | 0       | 5,22,312    | 1.64                                | 0   | 1.64  | 0                               | 0.00 | 0   | 0.00 | 5,22,312  |
|               | Ajay Agarwal   | Promoter Group | 1                           | 375,000                                      | 0                              | 0   | 3,75,000                               | 1.18  | 3,75,000  | 0       | 3,75,000    | 1.18                                | 0   | 1.18  | 0                               | 0.00 | 0   | 0.00 | 375,000   |
|               | Mahesh Agarwal   | Promoter Group | 1                           | 0  | 0                              | 0   | 0                                      | 0   | -   | 0       | -           | 0                                   | 0   | 0.00  | 0                               | 0.00 | 0   | 0.00 | 0   |
| (b)           | Central Government/State Government(s)                       |                | 0                           | 0  | 0                              | 0   | 0                                      | 0   | -   | 0       | -           | 0                                   | 0   | 0.00  | 0                               | 0.00 | 0   | 0.00 | 0   |
| (c)           | Financial Institutions / Banks                               |                | 0                           | 0  | 0                              | 0   | 0                                      | 0   | -   | 0       | -           | 0                                   | 0   | 0.00  | 0                               | 0.00 | 0   | 0.00 | 0   |
| (d)           | Any Other (specify)  |                | 3                           | 1,78,11,799                                  | 0                              | 0   | 1,78,11,799                            | 56.04   | 1,78,11,799   | 0       | 1,78,11,799 | 56.04                               | 0   | 56.04   | 0                               | 0.00 | 0   | 0.00 | 1,78,11,799   |
|               | Body Corporate   |                | 3                           | 1,78,11,799                                  | 0                              | 0   | 1,78,11,799                            | 56.04   | 1,78,11,799   | 0       | 1,78,11,799 | 56.04                               | 0   | 56.04   | 0                               | 0.00 | 0   | 0.00 | 1,78,11,799   |
|               | Ajay Fortrade Private Ltd                                    | Promoter Group | 1                           | 40,97,506                                    | 0                              | 0   | 40,97,506                              | 12.89   | 40,97,506   | 0       | 40,97,506   | 12.89                               | 0   | 12.89   | 0                               | 0.00 | 0   | 0.00 | 40,97,506   |
|               | Bhonda Investment Ltd  | Promoter Group | 1                           | 1,21,21,568                                  | 0                              | 0   | 1,21,21,568                            | 38.14   | 1,21,21,568   | 0       | 1,21,21,568 | 38.14                               | 0   | 38.14   | 0                               | 0.00 | 0   | 0.00 | 1,21,21,568   |
|               | TCI Bhonda Projects Limited                                  | Promoter Group | 1                           | 15,92,725                                    | 0                              | 0   | 15,92,725                              | 5.01  | 15,92,725   | 0       | 15,92,725   | 5.01                                | 0   | 5.01  | 0                               | 0.00 | 0   | 0.00 | 15,92,725   |
|               | Sub Total(A)(i)  |                | 8                           | 2,32,71,004                                  | 0                              | 0   | 2,32,71,004                            | 73.22   | 2,32,71,004   | 0       | 2,32,71,004 | 73.22                               | 0   | 73.22   | 0                               | 0.00 | 0   | 0.00 | 2,32,71,004   |
| 2             | <b>Foreign</b>   |                |                             |  |                                |   |  |   |   |         |             |                                     |   |   |                                 |      |   |      |   |
| (a)           | Individuals (Non-Resident Individuals/Foreign Individuals)   |                | 0                           | 0  | 0                              | 0   | 0                                      | 0.00  | -   | 0       | -           | 0                                   | 0   | 0.00  | 0                               | 0.00 | 0   | 0.00 | 0   |
| (b)           | Government   |                | 0                           | 0  | 0                              | 0   | 0                                      | 0.00  | -   | 0       | -           | 0                                   | 0   | 0.00  | 0                               | 0.00 | 0   | 0.00 | 0   |
| (c)           | Institutions   |                | 0                           | 0  | 0                              | 0   | 0                                      | 0.00  | -   | 0       | -           | 0                                   | 0   | 0.00  | 0                               | 0.00 | 0   | 0.00 | 0   |
| (d)           | Foreign Portfolio Investor                                   |                | 0                           | 0  | 0                              | 0   | 0                                      | 0.00  | -   | 0       | -           | 0                                   | 0   | 0.00  | 0                               | 0.00 | 0   | 0.00 | 0   |
| (e)           | Any Other (specify) Bodies                                   |                | 0                           | 0  | 0                              | 0   | 0                                      | 0.00  | -   | 0       | -           | 0                                   | 0   | 0.00  | 0                               | 0.00 | 0   | 0.00 | 0   |
| (f)           | Any Other (specify) Group                                    |                | 0                           | 0  | 0                              | 0   | 0                                      | 0.00  | -   | 0       | -           | 0                                   | 0   | 0.00  | 0                               | 0.00 | 0   | 0.00 | 0   |
|               | Body Corporate   |                | 0                           | 0  | 0                              | 0   | 0                                      | 0.00  | -   | 0       | -           | 0                                   | 0   | 0.00  | 0                               | 0.00 | 0   | 0.00 | 0   |
|               | Sub Total (A)(j)   |                | 0                           | 0  | 0                              | 0   | 0                                      | 0.00  | -   | 0       | -           | 0                                   | 0   | 0.00  | 0                               | 0.00 | 0   | 0.00 | 0   |
|               | Total Shareholding of Promoter and Promoter Group (A)+(A)(j) |                | 8                           | 2,32,71,004                                  | 0                              | 0   | 2,32,71,004                            | 73.22   | 2,32,71,004   | 0       | 2,32,71,004 | 100.00                              | 0   | 73.22   | 0                               | 0.00 | 0   | 0.00 | 2,32,71,004   |

Handwritten signature and circular stamp of the Director of Companies, Government of India.

Table III - Statement showing Shareholding Pattern of the Public shareholder

| Category code | Category and Name of the shareholders (I)                                     | Number of shareholders (II) | No. of fully paid up equity shares held (IV) | Partly paid-up equity held (V) | No. of shares underlying Depository Receipts (VI) | Total Nos. shares held (VII) = (IV)+(V)+(VI) | Shareholding % calculate as per SCRR 1957 As a % of (A+B+C2) (VIII) | No of voting Rights held in each class of securities (IX) |          |                | Total as a % of Total voting rights | No of shares underlying outstanding convertible warrants (X) | Shareholding as a % assuming full conversion of convertible securities as a % of diluted share capital (XI) = (A+B+C2) | Number of Locked in shares (XII) |             | Number of shares pledged or otherwise encumbered (XIII) |             | Number of Shares held in dematerialized form (XIV) |
|---------------|---|-----------------------------|--|--------------------------------|---|--|---|---|----------|----------------|-------------------------------------|--|--|----------------------------------|-------------|---|-------------|--|
|               |   |                             |  |                                |   |  |   | Class X   | Class Y  | Total          |                                     |  |  | (a)                              | (b)         | (a)   | (b)         |  |
| <b>1</b>      | <b>Institutions</b>   |                             |  |                                |   |  |   |   |          |                |                                     |  |  |                                  |             |   |             |  |
| (a)           | Mutual Funds/UTI  | 0                           | 0  | 0                              | 0   | 0  | 0.00  | 0   | 0        | 0              | 0.00                                | 0  | 0.00   | 0                                | 0.00        | 0   | 0.00        | 0  |
| (b)           | Venture Capital Funds   | 0                           | 0  | 0                              | 0   | 0  | 0.00  | 0   | 0        | 0              | 0.00                                | 0  | 0.00   | 0                                | 0.00        | 0   | 0.00        | 0  |
| (c)           | Alternate Investment Funds  | 0                           | 0  | 0                              | 0   | 0  | 0.00  | 0   | 0        | 0              | 0.00                                | 0  | 0.00   | 0                                | 0.00        | 0   | 0.00        | 0  |
| (d)           | Foreign Venture Capital Investors   | 0                           | 0  | 0                              | 0   | 0  | 0.00  | 0   | 0        | 0              | 0.00                                | 0  | 0.00   | 0                                | 0.00        | 0   | 0.00        | 0  |
| (e)           | Foreign Portfolio Investors/FII   | 2                           | 418  | 0                              | 0   | 418  | 0.00  | 418   | 0        | 418            | 0.00                                | 0  | 0.00   | 0                                | 0.00        | 0   | 0.00        | 0  |
| (f)           | Financial Institutions / Banks  | 4                           | 2522   | 0                              | 0   | 2522   | 0.01  | 2522  | 0        | 2522           | 0.01                                | 0  | 0.01   | 0                                | 0.00        | 0   | 0.00        | 1511   |
| (g)           | Insurance Companies   | 0                           | 0  | 0                              | 0   | 0  | 0.00  | 0   | 0        | 0              | 0.00                                | 0  | 0.00   | 0                                | 0.00        | 0   | 0.00        | 0  |
| (h)           | Provident Funds / Pension Funds   | 0                           | 0  | 0                              | 0   | 0  | 0.00  | 0   | 0        | 0              | 0.00                                | 0  | 0.00   | 0                                | 0.00        | 0   | 0.00        | 0  |
| (i)           | Any Other (specify)   | 0                           | 0  | 0                              | 0   | 0  | 0.00  | 0   | 0        | 0              | 0.00                                | 0  | 0.00   | 0                                | 0.00        | 0   | 0.00        | 0  |
|               | <b>Sub Total (BX1)</b>  | <b>6</b>                    | <b>2940</b>                                  | <b>0</b>                       | <b>0</b>  | <b>2940</b>                                  | <b>0.01</b>   | <b>2940</b>   | <b>0</b> | <b>2940</b>    | <b>0.01</b>                         | <b>0</b>   | <b>0.01</b>  | <b>0</b>                         | <b>0.00</b> | <b>0</b>  | <b>0.00</b> | <b>1511</b>  |
| (2)           | Central Government/State Government(s)/ President of India                    | 0                           | 0  | 0                              | 0   | 0  | 0.00  | 0   | 0        | 0              | 0.00                                | 0  | 0.00   | 0                                | 0.00        | 0   | 0.00        | 0  |
|               | <b>Sub Total (BX2)</b>  | <b>0</b>                    | <b>0</b>                                     | <b>0</b>                       | <b>0</b>  | <b>0</b>                                     | <b>0.00</b>   | <b>0</b>  | <b>0</b> | <b>0</b>       | <b>0.00</b>                         | <b>0</b>   | <b>0.00</b>  | <b>0</b>                         | <b>0.00</b> | <b>0</b>  | <b>0.00</b> | <b>0</b>   |
| <b>3</b>      | <b>Non-institutions</b>   |                             |  |                                |   |  |   |   |          |                |                                     |  |  |                                  |             |   |             |  |
| (a-1)         | Individuals - shareholders holding nominal share capital up to Rs 2 Lakh      | 3420                        | 3404228                                      | 0                              | 0   | 3404228                                      | 0.00  | 3404228   | 0        | 3404228        | 10.71                               | 0  | 10.71  | 0                                | 0.00        | 0   | 0.00        | 3340878  |
| (a-1)         | Individual shareholders holding nominal share capital in excess of Rs. 2 Lakh | 3                           | 665829                                       | 0                              | 0   | 665829                                       | 0.00  | 665829  | 0        | 665829         | 2.09                                | 0  | 2.09   | 0                                | 0.00        | 0   | 0.00        | 665829   |
| (b)           | NBFCs registered with RBI   | 0                           | 0  | 0                              | 0   | 0  | 0.00  | 0   | 0        | 0              | 0.00                                | 0  | 0.00   | 0                                | 0.00        | 0   | 0.00        | 0  |
| (c)           | Employee Trusts   | 0                           | 0  | 0                              | 0   | 0  | 0.00  | 0   | 0        | 0              | 0.00                                | 0  | 0.00   | 0                                | 0.00        | 0   | 0.00        | 0  |
| (d)           | Overseas Depositories (holding DRs) (balancing figure)                        | 0                           | 0  | 0                              | 0   | 0  | 0.00  | 0   | 0        | 0              | 0.00                                | 0  | 0.00   | 0                                | 0.00        | 0   | 0.00        | 0  |
| (e)           | Any Other (specify)   | 352                         | 4438743                                      | 0                              | 0   | 4438743                                      | 0.00  | 4438743   | 0        | 4438743        | 13.97                               | 0  | 13.97  | 0                                | 0.00        | 0   | 0.00        | 4424822  |
|               | <b>Sub Total (BX3)</b>  | <b>63</b>                   | <b>3721498</b>                               | <b>0</b>                       | <b>0</b>  | <b>3721498</b>                               | <b>0.00</b>   | <b>3721498</b>  | <b>0</b> | <b>3721498</b> | <b>11.71</b>                        | <b>0</b>   | <b>11.71</b>   | <b>0</b>                         | <b>0.00</b> | <b>0</b>  | <b>0.00</b> | <b>3712977</b>                                     |
|               | <b>Total Public Shareholding (B) = (BX1)+(BX2)+(BX3)</b>                      | <b>3781</b>                 | <b>8511740</b>                               | <b>0</b>                       | <b>0</b>  | <b>8511740</b>                               | <b>28.78</b>  | <b>8511740</b>  | <b>0</b> | <b>8511740</b> | <b>28.78</b>                        | <b>0</b>   | <b>28.78</b>   | <b>0</b>                         | <b>0.00</b> | <b>0</b>  | <b>0.00</b> | <b>8433040</b>                                     |

Handwritten signature and circular stamp of the Registrar of Companies, India.



Table IV - Statement showing Shareholding Pattern of the Non Promoter - Non Public shareholder

| Category<br>code | Category and Name<br>of the<br>shareholders  | Number of<br>sharehold<br>ers<br>(iii) | No. of fully<br>paid up<br>equity<br>shares<br>(iv) | Partly<br>paid-<br>up<br>equit<br>y share<br>s held<br>(v) | No. of<br>shares<br>underlyin<br>g<br>Depositor<br>y<br>(vi) | Total Nos.<br>shares<br>held<br>(vii =<br>iv+v+vi) | Sharehol<br>ding<br>%<br>calculat<br>ed as per<br>(viii) | No of voting<br>Rights held in<br>each class of<br>securities<br>(ix) |                        |                       | No of<br>shares<br>underlyin<br>g<br>outstandin<br>g | Shareholding<br>as a %<br>assuming<br>full<br>conversion | Number of<br>Locked in<br>shares<br>(xii) |   | Number of shares<br>pledged or<br>otherwise<br>encumbered<br>(xiii) |   | Number<br>of Shares<br>held in<br>demateriali<br>zed<br>form<br>(xiv) |
|------------------|--|--|---|--|--|--|--|---|------------------------|-----------------------|--|--|---|---|---|---|---|
|                  |  |  |   |  |  |  |  | SCRR<br>1957  | No of voting<br>Rights | Total<br>as a %<br>of |  |  | No.<br>(a)                                | As a % of<br>total<br>shares<br>held<br>(b) | No.<br>(a)  | As a % of<br>total<br>shares<br>held<br>(b) |   |
| (1)              | Custodian/ DR Holder   | 0                                      | 0   | 0  | 0  | 0  | 0.000  |   | 0                      | 0                     | 0  | 0  | 0   | 0.000                                       | 0   | 0.000                                       | 0   |
| (2)              | Employee Benefit Trust (under<br>SEBI (Share Based Employee<br>Benefit) Regulations, 2014)<br>Total Non-Promoter-Non<br>Public Shareholding (C) =<br>(C1)+(C)2 | 0                                      | 0   | 0  | 0  | 0  | 0.000  |   | 0                      | 0                     | 0  | 0  | 0   | 0.000                                       | 0   | 0.000                                       | 0   |





Table V- Statement showing details of significant beneficial owners (SBOs)

| Sr. No | Details of the Significant Beneficial Owner(SBO) (I) |   |             | Details of the registered owner (II)                         |  |             | Details of holding/ exercise of right of the SBO in the reporting company, whether direct or indirect: (III) |                   |  |                     |                                   | Date of creation / acquisition of significant beneficial interest (IV) |
|--------|--|---|-------------|--|--|-------------|--|-------------------|--|---------------------|-----------------------------------|--|
|        | Name   | PAN/ Passport No. in case of a foreign national | Nationality | Name   | PAN /Passport No.in case of a foreign national | Nationality | Shares (%)   | Voting rights (%) | Rights on distributable (%) Dividend or any other Distribution | Exercise of control | Exercise of significant influence |  |
| 1      | Ashok Kumar Agarwal                                  | -   | -           | Ashok Kumar & Sons HUF through its Karta Ashok Kumar Agarwal | -  | India       | 10   | 10                | 10   | Yes                 | Yes                               | 28/07/2001   |
|        |  |   |             |  |  |             |  |                   |  |                     |                                   |  |



13

Format of Holding of Specified Securities

1 Name of the entity: **TRANSCORP ESTATES PRIVATE LIMITED**  
2 Scrip Code : **NA**  
Name of Scrip : **NA**  
3 Class of Security : **Equity Shares**

3 Share Holding Pattern filed under Reg 31(1)(b) as on June 24, 2022: **Pre Scheme of Arrangement**  
4 **DECLARATION** : The Listed Entity is required to submit the following declaration to the extent of Submission of information

|   | Particulars   | Yes | No |
|---|---|-----|----|
| 1 | Whether the Listed Entity has issued any partly paid up shares ?                        |     | NO |
| 2 | Whether the Listed Entity has issued any Convertible Securities ?                       |     | NO |
| 3 | Whether the Listed Entity has issued any Warrants ?                                     |     | NO |
| 4 | Whether the Listed Entity has any shares against which Depository receipts are issued ? |     | NO |
| 5 | Whether the Listed Entity has any shares in locked-in ?                                 |     | NO |
| 6 | Whether any shares held by Promoters are pledged or otherwise encumbered ?              |     | NO |
| 7 | Whether Company has equity shares with differential voting rights                       |     | NO |

  
**Egl Transcorp Estates Private Limited**  
Dilip Kumar  
Company Secretary  
ACS-1707



Table I - Summary Statement holding of specified securities

| Category code (I) | Category and Name of the shareholders (II) | Number of shareholders (III) | No. of fully paid up equity shares held (IV) | Partly paid-up equity shares held (V) | No. of shares underlying Depository Receipts (VI) | Total Nos. shares held (VII = IV+V+VI) | Shareholding % calculate as per SCRR 1957 As a % of (A+B+C2) (VIII) | No of voting Rights held in each class of securities (IX) |         |           | Total as a % of (A+B+C) | No of shares underlying outstanding convertible Securities (including warrants) (X) | Shareholding as a % assuming full conversion of convertible of diluted share capital (XI)=(VII)+(X) | Number of Locked in shares (XII) |                                 | Number of shares pledged or otherwise encumbered (XIII) |                                 | Number of Shares held in dematerialized form (XIV) |
|-------------------|--|------------------------------|--|---------------------------------------|---|--|---|---|---------|-----------|-------------------------|---|---|----------------------------------|---------------------------------|---|---------------------------------|--|
|                   |  |                              |  |                                       |   |  |   | Class X   | Class Y | Total     |                         |   |   | (a) No.                          | (b) As a % of total shares held | (a) No.   | (b) As a % of total shares held |  |
| (A)               | Promoter and Promoter Group                | 3                            | 10,00,000                                    | 0                                     | 0   | 10,00,000                              | 100.00  | 10,00,000   | 0       | 10,00,000 | 100.00                  | 0   | 100.00  | 0                                | 0.00                            | 0   | 0.00                            | 0  |
| (B)               | Public                                     | 0                            | 0  | 0                                     | 0   | 0                                      | 0.00  | 0   | 0       | 0         | 0.00                    | 0   | 0.00  | 0                                | 0.00                            | 0   | 0.00                            | 0  |
| (C)               | Non Promoter - Non Public                  | 0                            | 0  | 0                                     | 0   | 0                                      | 0.00  | 0   | 0       | 0         | 0.00                    | 0   | 0.00  | 0                                | 0.00                            | 0   | 0.00                            | 0  |
| (C1)              | Shares underlying DRs                      | 0                            | 0  | 0                                     | 0   | 0                                      | 0.00  | 0   | 0       | 0         | 0.00                    | 0   | 0.00  | 0                                | 0.00                            | 0   | 0.00                            | 0  |
| (C2)              | Shares held by Employee Trusts             | 0                            | 0  | 0                                     | 0   | 0                                      | 0.00  | 0   | 0       | 0         | 0.00                    | 0   | 0.00  | 0                                | 0.00                            | 0   | 0.00                            | 0  |
|                   | Total                                      | 3                            | 10,00,000                                    | 0                                     | 0   | 10,00,000                              | 100.00  | 10,00,000   | 0       | 10,00,000 | 100.00                  | 0   | 100.00  | 0                                | 0.00                            | 0   | 0.00                            | 0  |

*[Signature]*  
**For Transcorp Estates Private Limited**

**Dilip Kumar Miorzal**  
 Company Secretary  
 ACS-1157



Table II - Statement showing Shareholding Pattern of the Promoter and Promoter Group

| Category code | Category and Name of the shareholders (i)                           | Entity Type | PAN (ii)   | Number of shareholders (iii) | No. of fully paid up equity shares held (iv) | Partly paid-up equity held (v) | No. of shares underlying Depository Receipts (vi) | Total Nos. shares held (vii = iv+v+vi) | Shareholding % calculate as per SCRR 1957 As a % of (A+B+C2) (viii) | No of voting Rights held in each class of securities (ix) |         |           | Total as a % of Total voting rights (x) | No of shares underlying outstanding convertible securities (including warrants) (xi) | Shareholding as a % assuming full conversion of convertible securities (as a % of diluted share capital) (xi) = as a % of A+B+C2 | Number of Locked in shares (xii) |   | Number of shares pledged or otherwise encumbered (xiii) | As a % of total shares held (b) | Number of Shares held in dematerialized form (xv) |
|---------------|---|-------------|------------|------------------------------|--|--------------------------------|---|--|---|---|---------|-----------|---|--|--|----------------------------------|---|---|---------------------------------|---|
|               |   |             |            |                              |  |                                |   |  |   | Class X   | Class Y | Total     |   |  |  |                                  |   |   |                                 |   |
|               |   |             |            |                              |  |                                |   |  |   |   |         |           |   |  |  |                                  |   |   |                                 |   |
| 1             | Indian  |             |            |                              |  |                                |   |  |   |   |         |           |   |  |  |                                  |   |   |                                 |   |
| (a)           | Individuals/Firm/ Unincorporated Family                             |             |            | 2                            | 10,000                                       | 0                              | 0   | 10,000                                 | 0.00  | 10,000  | 0       | 10,000    | 0.00                                    | 0  | 0.00   | 0                                | 0 | 0.00  | 0                               | -   |
|               | Mr. Dilip Kumar Motwani   | Promoter    | AKGPM6019H | 1                            | 9,999  | 0                              | 0   | 9,999                                  | 0.00  | 9,999   | 0       | 9,999     | 0.00                                    | 0  | 0.00   | 0                                | 0 | 0.00  | 0                               | -   |
|               | Ram Narayan Dawartha (Jointly with Transcorp International Limited) | Promoter    | AGLFD9464C | 1                            | 1  | 0                              | 0   | 1                                      | 0.00  | 1   | 0       | 1         | 0.00                                    | 0  | 0.00   | 0                                | 0 | 0.00  | 0                               | -   |
| (b)           | Central Government/State Government(s)                              |             |            | 0                            | 0  | 0                              | 0   | -                                      | 0.00  | -   | 0       | -         | 0.00                                    | 0  | 0.00   | 0                                | 0 | 0.00  | 0                               | 0   |
| (c)           | Financial Institutions / Banks                                      |             |            | 0                            | -  | 0                              | 0   | -                                      | 0.00  | -   | 0       | -         | 0.00                                    | 0  | 0.00   | 0                                | 0 | 0.00  | 0                               | 0   |
| (d)           | Any Other (Specify)   |             |            | 1                            | 9,900,000                                    | 0                              | 0   | 9,900,000                              | 100.00  | 9,900,000   | 0       | 9,900,000 | 100.00                                  | 0  | 0.00   | 0                                | 0 | 0.00  | 0                               | -   |
|               | Transcorp International Limited                                     | Promoter    | AAACT6022Q | 1                            | 9,900,000                                    | 0                              | 0   | 9,900,000                              | 100.00  | 9,900,000   | 0       | 9,900,000 | 100.00                                  | 0  | 0.00   | 0                                | 0 | 0.00  | 0                               | -   |
|               | Sub Total (A)(i)  |             |            | 3                            | 10,00,000                                    | 0                              | 0   | 10,00,000                              | 100.00  | 10,00,000   | 0       | 10,00,000 | 100.00                                  | 0  | 0.00   | 0                                | 0 | 0.00  | 0                               | 0   |
| 2             | Foreign   |             |            |                              |  |                                |   |  |   |   |         |           |   |  |  |                                  |   |   |                                 | 0   |
| (a)           | Individuals (Non-Resident Individuals/Foreign)                      |             |            | 0                            | 0  | 0                              | 0   | -                                      | 0.00  | -   | 0       | -         | 0.00                                    | 0  | 0.00   | 0                                | 0 | 0.00  | 0                               | 0   |
| (b)           | Government  |             |            | 0                            | 0  | 0                              | 0   | -                                      | 0.00  | -   | 0       | -         | 0.00                                    | 0  | 0.00   | 0                                | 0 | 0.00  | 0                               | 0   |
| (c)           | Institutions  |             |            | 0                            | 0  | 0                              | 0   | -                                      | 0.00  | -   | 0       | -         | 0.00                                    | 0  | 0.00   | 0                                | 0 | 0.00  | 0                               | 0   |
| (d)           | Foreign Portfolio Investor  |             |            | 0                            | 0  | 0                              | 0   | -                                      | 0.00  | -   | 0       | -         | 0.00                                    | 0  | 0.00   | 0                                | 0 | 0.00  | 0                               | 0   |
| (e)           | Any Other (Specify) Bodies  |             |            | 0                            | 0  | 0                              | 0   | -                                      | 0.00  | -   | 0       | -         | 0.00                                    | 0  | 0.00   | 0                                | 0 | 0.00  | 0                               | 0   |
| (f)           | Any Other (Specify) Group   |             |            | 0                            | 0  | 0                              | 0   | -                                      | 0.00  | -   | 0       | -         | 0.00                                    | 0  | 0.00   | 0                                | 0 | 0.00  | 0                               | 0   |
|               | Body Corporate  |             |            | 0                            | 0  | 0                              | 0   | -                                      | 0.00  | -   | 0       | -         | 0.00                                    | 0  | 0.00   | 0                                | 0 | 0.00  | 0                               | 0   |
|               | Sub Total (A)(2)  |             |            | 0                            | 0  | 0                              | 0   | -                                      | 0.00  | -   | 0       | -         | 0.00                                    | 0  | 0.00   | 0                                | 0 | 0.00  | 0                               | 0   |
|               | Total Shareholding of Promoter and Promoter Group (A)(i)+(A)(2)     |             |            | 3                            | 10,00,000                                    | 0                              | 0   | 10,00,000                              | 100.00  | 10,00,000   | 0       | 10,00,000 | 100.00                                  | 0  | 0.00   | 0                                | 0 | 0.00  | 0                               | 0   |

The shareholders are nominees shareholders of Transcorp International Limited


For Transcorp Estates Private Limited  
  
Dilip Kumar Motwani  
Company Secretary  
ACS-17572

Table III - Statement showing Shareholding Pattern of the Public shareholder

| Category Code | Category and Name of the shareholders (i)                                     | PAN (ii) | Number of shareholders (iii) | No. of fully paid-up equity shares held (iv) | Partly paid-up equity shares held (v) | No. of shares underlying Depository Receipts (vi) | Total Nos. shares held (vii) = (iv)+(v)+(vi) | Shareholding % calculated as per SCRR 1957 As a % of (A+B+C2) (viii) | No. of voting Rights held in each class of securities |          |          | Total as a % of Total voting rights | No. of shares underlying convertible warrants (ix) | Shareholding as a % assuming full conversion of convertible securities as a % of diluted share capital (x) (A+B+C2) | Number of Locked in shares (xi) |                                 | Number of pledged or otherwise encumbered (xii) | As a % of total shares held (xiii) | Number of Shares held in dematerialized form (xiv) |
|---------------|---|----------|------------------------------|--|---------------------------------------|---|--|--|---|----------|----------|-------------------------------------|--|---|---------------------------------|---------------------------------|---|------------------------------------|--|
|               |   |          |                              |  |                                       |   |  |  | Class X   | Class Y  | Total    |                                     |  |   | No. (a)                         | As a % of total shares held (b) | No. (a)   | As a % of total shares held (b)    |  |
| <b>1</b>      | <b>Institutions</b>   |          |                              |  |                                       |   |  |  |   |          |          |                                     |  |   |                                 |                                 |   |                                    |  |
| (a)           | Mutual Funds/JFI  |          | 0                            | 0  | 0                                     | 0   | 0  | 0.00   | 0   | 0        | 0        | 0.00                                | 0  | 0.00  | 0                               | 0.00                            | 0   | 0.00                               | 0  |
| (b)           | Venture Capital Funds   |          | 0                            | 0  | 0                                     | 0   | 0  | 0.00   | 0   | 0        | 0        | 0.00                                | 0  | 0.00  | 0                               | 0.00                            | 0   | 0.00                               | 0  |
| (c)           | Alternative Investment Funds  |          | 0                            | 0  | 0                                     | 0   | 0  | 0.00   | 0   | 0        | 0        | 0.00                                | 0  | 0.00  | 0                               | 0.00                            | 0   | 0.00                               | 0  |
| (d)           | Foreign Venture Capital Investors   |          | 0                            | 0  | 0                                     | 0   | 0  | 0.00   | 0   | 0        | 0        | 0.00                                | 0  | 0.00  | 0                               | 0.00                            | 0   | 0.00                               | 0  |
| (e)           | Foreign Portfolio Investors/FII   |          | 0                            | 0  | 0                                     | 0   | 0  | 0.00   | 0   | 0        | 0        | 0.00                                | 0  | 0.00  | 0                               | 0.00                            | 0   | 0.00                               | 0  |
|               | First Seelster Investors (CVC) - FSSA Asia Focus Fund                         |          | 0                            | 0  | 0                                     | 0   | 0  | 0.00   | 0   | 0        | 0        | 0.00                                | 0  | 0.00  | 0                               | 0.00                            | 0   | 0.00                               | 0  |
|               | New York Life Insurance Company   |          | 0                            | 0  | 0                                     | 0   | 0  | 0.00   | 0   | 0        | 0        | 0.00                                | 0  | 0.00  | 0                               | 0.00                            | 0   | 0.00                               | 0  |
| (f)           | Financial Institutions / Banks  |          | 0                            | 0  | 0                                     | 0   | 0  | 0.00   | 0   | 0        | 0        | 0.00                                | 0  | 0.00  | 0                               | 0.00                            | 0   | 0.00                               | 0  |
| (g)           | Insurance Companies   |          | 0                            | 0  | 0                                     | 0   | 0  | 0.00   | 0   | 0        | 0        | 0.00                                | 0  | 0.00  | 0                               | 0.00                            | 0   | 0.00                               | 0  |
| (h)           | Provident Funds / Pension Funds   |          | 0                            | 0  | 0                                     | 0   | 0  | 0.00   | 0   | 0        | 0        | 0.00                                | 0  | 0.00  | 0                               | 0.00                            | 0   | 0.00                               | 0  |
| (i)           | Any Other (Specify)   |          | 0                            | 0  | 0                                     | 0   | 0  | 0.00   | 0   | 0        | 0        | 0.00                                | 0  | 0.00  | 0                               | 0.00                            | 0   | 0.00                               | 0  |
|               | New York Life International Holdings Ltd                                      |          | 0                            | 0  | 0                                     | 0   | 0  | 0.00   | 0   | 0        | 0        | 0.00                                | 0  | 0.00  | 0                               | 0.00                            | 0   | 0.00                               | 0  |
| (j)           | Any Other (Specify) Foreign Direct Investment(FDI)                            |          | 0                            | 0  | 0                                     | 0   | 0  | 0.00   | 0   | 0        | 0        | 0.00                                | 0  | 0.00  | 0                               | 0.00                            | 0   | 0.00                               | 0  |
| (k)           | Any Other (Specify) Foreign Institutional Investors                           |          | 0                            | 0  | 0                                     | 0   | 0  | 0.00   | 0   | 0        | 0        | 0.00                                | 0  | 0.00  | 0                               | 0.00                            | 0   | 0.00                               | 0  |
|               | India Inflight Values Fund  |          | 0                            | 0  | 0                                     | 0   | 0  | 0.00   | 0   | 0        | 0        | 0.00                                | 0  | 0.00  | 0                               | 0.00                            | 0   | 0.00                               | 0  |
| (l)           | Any Other (Specify) Qualified Foreign Investor                                |          | 0                            | 0  | 0                                     | 0   | 0  | 0.00   | 0   | 0        | 0        | 0.00                                | 0  | 0.00  | 0                               | 0.00                            | 0   | 0.00                               | 0  |
|               | Sub Total (BN1)   |          | 0                            | 0  | 0                                     | 0   | 0  | 0.00   | 0   | 0        | 0        | 0.00                                | 0  | 0.00  | 0                               | 0.00                            | 0   | 0.00                               | 0  |
| (2)           | Central Government/State Government(s)/ President of India                    |          | 0                            | 0  | 0                                     | 0   | 0  | 0.00   | 0   | 0        | 0        | 0.00                                | 0  | 0.00  | 0                               | 0.00                            | 0   | 0.00                               | 0  |
|               | Sub Total (BN2)   |          | 0                            | 0  | 0                                     | 0   | 0  | 0.00   | 0   | 0        | 0        | 0.00                                | 0  | 0.00  | 0                               | 0.00                            | 0   | 0.00                               | 0  |
| <b>3</b>      | <b>Non-Institutions</b>   |          |                              |  |                                       |   |  |  |   |          |          |                                     |  |   |                                 |                                 |   |                                    |  |
| (a-i)         | Individuals - shareholders holding nominal share capital up to Rs.2 Lakh      |          | 0                            | 0  | 0                                     | 0   | 0  | 0.00   | 0   | 0        | 0        | 0.00                                | 0  | 0.00  | 0                               | 0.00                            | 0   | 0.00                               | 0  |
| (a-ii)        | Individual shareholders holding nominal share capital in excess of Rs. 2 Lakh |          | 0                            | 0  | 0                                     | 0   | 0  | 0.00   | 0   | 0        | 0        | 0.00                                | 0  | 0.00  | 0                               | 0.00                            | 0   | 0.00                               | 0  |
| (b)           | All India   |          | 0                            | 0  | 0                                     | 0   | 0  | 0.00   | 0   | 0        | 0        | 0.00                                | 0  | 0.00  | 0                               | 0.00                            | 0   | 0.00                               | 0  |
| (c)           | NBFCs registered with RBI   |          | 0                            | 0  | 0                                     | 0   | 0  | 0.00   | 0   | 0        | 0        | 0.00                                | 0  | 0.00  | 0                               | 0.00                            | 0   | 0.00                               | 0  |
| (d)           | Any Other (Specify) Bodies Corporate  |          | 0                            | 0  | 0                                     | 0   | 0  | 0.00   | 0   | 0        | 0        | 0.00                                | 0  | 0.00  | 0                               | 0.00                            | 0   | 0.00                               | 0  |
| (e)           | Any Other (Specify) Non-resident Indian Non-Resident                          |          | 0                            | 0  | 0                                     | 0   | 0  | 0.00   | 0   | 0        | 0        | 0.00                                | 0  | 0.00  | 0                               | 0.00                            | 0   | 0.00                               | 0  |
| (f)           | Any Other (Specify) Non-resident Indian Resident                              |          | 0                            | 0  | 0                                     | 0   | 0  | 0.00   | 0   | 0        | 0        | 0.00                                | 0  | 0.00  | 0                               | 0.00                            | 0   | 0.00                               | 0  |
| (g)           | FE Securities Ltd   |          | 0                            | 0  | 0                                     | 0   | 0  | 0.00   | 0   | 0        | 0        | 0.00                                | 0  | 0.00  | 0                               | 0.00                            | 0   | 0.00                               | 0  |
| (h)           | Any Other (Specify) Trust   |          | 0                            | 0  | 0                                     | 0   | 0  | 0.00   | 0   | 0        | 0        | 0.00                                | 0  | 0.00  | 0                               | 0.00                            | 0   | 0.00                               | 0  |
| (i)           | Any Other (Specify) Director's & Their Relatives                              |          | 0                            | 0  | 0                                     | 0   | 0  | 0.00   | 0   | 0        | 0        | 0.00                                | 0  | 0.00  | 0                               | 0.00                            | 0   | 0.00                               | 0  |
|               | Sub Total (BN3)   |          | 0                            | 0  | 0                                     | 0   | 0  | 0.00   | 0   | 0        | 0        | 0.00                                | 0  | 0.00  | 0                               | 0.00                            | 0   | 0.00                               | 0  |
|               | <b>Total Public Shareholding (B)=(B1)+(B2)+(B3)</b>                           |          | <b>0</b>                     | <b>0</b>                                     | <b>0</b>                              | <b>0</b>  | <b>0</b>                                     | <b>0.00</b>  | <b>0</b>  | <b>0</b> | <b>0</b> | <b>0.00</b>                         | <b>0</b>   | <b>0.00</b>   | <b>0</b>                        | <b>0.00</b>                     | <b>0</b>  | <b>0.00</b>                        | <b>0</b>   |

For Hardeep Estates Private Limited  
 Dilip Kumar S  
 Company Secretary  
 ACS-1704

Table IV - Statement showing Shareholding Pattern of the Non Promoter - Non Public shareholder

| Category<br>TV<br>code | Category and Name<br>of the<br>shareholders  | PAN<br>(II) | Number of<br>sharehold<br>ers<br>(III) | No. of fully<br>paid up<br>equity<br>shares<br>(IV) | Partly<br>paid-<br>up<br>equit<br>y share<br>s held<br>(V) | No. of<br>shares<br>underlyin<br>g<br>Depositor<br>y Receipts<br>(VI) | Total Nos.<br>shares<br>held<br>(VII =<br>IV+V+VI) | Sharehol<br>ding<br>%<br>calculat<br>ed as per<br>SCRR<br>1957<br>As a % of<br>(A+B+C2)<br>(VIII) | No of voting<br>Rights held in<br>each class of<br>securities<br>(IX) |                               |                                  |                      | No of<br>shares<br>underlying<br>outstandin<br>g<br>(X) | Shareholding<br>as a %<br>assuming<br>full<br>conversion<br>(VII)+(X)<br>as a % of<br>A+B+C2 | Number of |       | Number of shares                            |        | Number<br>of Shares<br>held in<br>demateriali<br>zed<br>form<br>(XIV) |   |
|------------------------|--|-------------|--|---|--|---|--|---|---|-------------------------------|----------------------------------|----------------------|---|--|-----------|-------|---|--------|---|---|
|                        |  |             |  |   |  |   |  |   | Rights held in<br>each class of<br>securities<br>(IX)                 | No of voting<br>Rights<br>(X) | Total<br>as<br>a %<br>of<br>(XI) | convertible<br>(XII) |   |  | (XIII)    | (XII) |   | (XIII) |   |   |
|                        |  |             |  |   |  |   |  |   |   |                               |                                  |                      |   |  |           | No.   | As a % of<br>total<br>shares<br>held<br>(b) | No.    |   | As a % of<br>total<br>shares<br>held<br>(b) |
|                        |  |             |  |   |  |   |  |   |   |                               |                                  |                      |   |  |           |       |   |        |   |   |
| (1)                    | Custodian/ DR Holder   |             | 0                                      | 0   | 0  | 0   | 0  | 0.000   | 0   | 0                             | 0                                | 0                    | 0   | 0  | 0.000     | 0     | 0.000                                       | 0      |   |   |
| (2)                    | Employee Benefit Trust (under SEBI (Share Based Employee Benefit) Regulations, 2014)<br>Total Non-Promoter-Non Public Shareholding (C) = (C)(1)+(C)(2) |             | 0                                      | 0   | 0  | 0   | 0  | 0.000   | 0   | 0                             | 0                                | 0                    | 0   | 0  | 0.000     | 0     | 0.000                                       | 0      |   |   |

  
**Dilip Kumar**  
 Director  
 Dilip Kumar Estates Private Limited  
 11/11/2023  
 11/11/2023





Table V- Statement showing details of significant beneficial owners (SBOs)

| Sr. No | Details of the Significant Beneficial Owner(SBO) (I) |   |             | Details of the registered owner (II) |  |             | Details of holding/ exercise of right of the SBO in the reporting company, whether direct or indirect: (III) |                   |  |                     |                                   | Date of creation / acquisition of significant beneficial interest (IV) |
|--------|--|---|-------------|--------------------------------------|--|-------------|--|-------------------|--|---------------------|-----------------------------------|--|
|        | Name   | PAN/ Passport No. in case of a foreign national | Nationality | Name                                 | PAN /Passport No.in case of a foreign national | Nationality | Shares (%)   | Voting rights (%) | Rights on distributable (%) Dividend or any other Distribution | Exercise of control | Exercise of significant Influence |  |
| -      | -  | -   | -           | -                                    | -  | -           | -  | -                 | -  | -                   | -                                 | -  |
| -      | -  | -   | -           | -                                    | -  | -           | -  | -                 | -  | -                   | -                                 | -  |

  
 For Transcorp Estates Private Limited  
 Dilip Kumar Mohwal  
 Company Secretary  
 ACS-17572

Format of Holding of Specified Securities

1 Name of the entity: **TRANSCORP ESTATES PRIVATE LIMITED**

2 Scrip Code : **NA**

3 Name of Scrip : **NA**

4 Class of Security : **Equity Shares**

3 Share Holding Pattern filed under Reg 31(1)(b) as on June 24, 2022: **Pre Scheme of Arrangement**

4 **DECLARATION** : The Listed Entity is required to submit the following declaration to the extent of Submission of information

|   | Particulars   | Yes | No |
|---|---|-----|----|
| 1 | Whether the Listed Entity has issued any partly paid up shares ?                        |     | NO |
| 2 | Whether the Listed Entity has issued any Convertible Securities ?                       |     | NO |
| 3 | Whether the Listed Entity has issued any Warrants ?                                     |     | NO |
| 4 | Whether the Listed Entity has any shares against which Depository receipts are issued ? |     | NO |
| 5 | Whether the Listed Entity has any shares in locked-in ?                                 |     | NO |
| 6 | Whether any shares held by Promoters are pledged or otherwise encumbered ?              |     | NO |
| 7 | Whether Company has equity shares with differential voting rights                       |     | NO |

  
**For the Secretary, Transcorp Estates Private Limited.**  
Dilip Kumar, Secretary  
Company Secretary  
ACS-176





Table I - Summary Statement holding of specified securities

| Category<br>code<br>(i) | Category and Name<br>of the<br>shareholders<br>(ii) | Number of<br>shareholders<br>(iii) | No. of fully<br>paid up<br>equity shares<br>held<br>(iv) | Partly<br>paid-up<br>equity<br>shares<br>held<br>(v) | No. of shares<br>underlying<br>Depository<br>Receipts<br>(vi) | Total Nos.<br>shares<br>held<br>(vii =<br>iv+v+vi) | Shareholding<br>% calculate<br>as per<br>SCRR 1957<br>As a % of<br>(A+B+C2)<br>(viii) | No of Voting Rights held in<br>each class of securities<br>(ix) |            |           | Total as<br>a % of<br>(A+B+<br>C) | No of shares<br>underlying<br>outstanding<br>convertible<br>Securities<br>(including<br>warrants)<br>(x) | Shareholding<br>as a % assuming<br>full conversion<br>of convertible<br>or diluted share<br>capital<br>(xi) = (vii)+(x)<br>as a % of A+B+C2 | Number of<br>Locked in<br>shares<br>(xii) |  | Number of shares<br>pledged or otherwise<br>encumbered<br>(xiii) |  | Number<br>of Shares<br>held in<br>dematerialized<br>form<br>(xiv) |
|-------------------------|---|------------------------------------|--|--|---|--|---|---|------------|-----------|-----------------------------------|--|---|---|--|--|--|---|
|                         |   |                                    |  |  |   |  |   | Class<br>X  | Class<br>Y | Total     |                                   |  |   | No.<br>(a)                                | As a % of<br>total shares<br>held<br>(b) | No.<br>(a)   | As a % of<br>total shares<br>held<br>(b) |   |
|                         |   |                                    |  |  |   |  |   |   |            |           |                                   |  |   |   |  |  |  |   |
| (A)                     | Promoter and Promoter Group                         | 3                                  | 10,00,000  | 0  | 0   | 10,00,000  | 100.00  | 10,00,000   | 0          | 10,00,000 | 100.00                            | 0  | 100.00  | 0   | 0.00                                     | 0  | 0.00                                     | 0   |
| (B)                     | Public  | 0                                  | 0  | 0  | 0   | 0  | 0.00  | 0   | 0          | 0         | 0.00                              | 0  | 0.00  | 0   | 0.00                                     | 0  | 0.00                                     | 0   |
| (C)                     | Non Promoter - Non Public                           | 0                                  | 0  | 0  | 0   | 0  | 0.00  | 0   | 0          | 0         | 0.00                              | 0  | 0.00  | 0   | 0.00                                     | 0  | 0.00                                     | 0   |
| (C1)                    | Shares underlying DRs                               | 0                                  | 0  | 0  | 0   | 0  | 0.00  | 0   | 0          | 0         | 0.00                              | 0  | 0.00  | 0   | 0.00                                     | 0  | 0.00                                     | 0   |
| (C2)                    | Shares held by Employee Trusts                      | 0                                  | 0  | 0  | 0   | 0  | 0.00  | 0   | 0          | 0         | 0.00                              | 0  | 0.00  | 0   | 0.00                                     | 0  | 0.00                                     | 0   |
| Total                   |   | 3                                  | 10,00,000  | 0  | 0   | 10,00,000  | 100.00  | 10,00,000   | 0          | 10,00,000 | 100.00                            | 0  | 100.00  | 0   | 0.00                                     | 0  | 0.00                                     | 0   |

For Treascorp Estates Private Limited  
  
Dilip Kumar Nigral  
Company Secretary  
ACS-17672

Table II - Statement showing Shareholding Pattern of the Promoter and Promoter Group

| Category code | Category and Name of the shareholders (i)                          | Entity Type | Number of shareholders (iii) | No. of fully paid up equity shares held (iv) | Partly paid-up equity held (v) | No. of shares underlying Depository Receipts (vi) | Total Nos. shares held (vii) = (iv)+(v)+(vi) | Shareholding % calculated as per SCRR 1957 As a % of (A+B+C2) (viii) | No. of voting Rights held in each class of securities (ix) |         |           | Total as a % of Total voting rights | No of shares underlying outstanding convertible warrants (x) | Shareholding as a % assuming full conversion of convertible securities as a % of diluted share capital (xi) = as a % of A+B+C2 | Number of Locked in shares (xii) |                                 | Number of shares pledged or otherwise encumbered (xiii) |                                 | Number of Shares held in dematerialized form (xiv) (*) |
|---------------|--|-------------|------------------------------|--|--------------------------------|---|--|--|--|---------|-----------|-------------------------------------|--|--|----------------------------------|---------------------------------|---|---------------------------------|--|
|               |  |             |                              |  |                                |   |  |  | Class X  | Class Y | Total     |                                     |  |  | No. (a)                          | As a % of total shares held (b) | No. (a)   | As a % of total shares held (b) |  |
| <b>1</b>      | <b>Indian</b>  |             |                              |  |                                |   |  |  |  |         |           |                                     |  |  |                                  |                                 |   |                                 |  |
| (a)           | Individuals/Hindu Undivided Family                                 | Promoter    | 2                            | 10,000                                       | 0                              | 0   | 10,000                                       | 0.00   | 10,000   | 0       | 10,000    | 0.00                                | 0  | 0.00   | 0                                | 0.00                            | 0   | 0.00                            | -  |
|               | Mr. Dilip Kumar Morwal   | Promoter    | 1                            | 9,999  | 0                              | 0   | 9,999  | 0.00   | 9,999  | 0       | 9,999     | 0.00                                | 0  | 0.00   | 0                                | 0.00                            | 0   | 0.00                            | -  |
| (b)           | Ram Narayan Dewanda (jointly with Transcorp International Limited) | Promoter    | 1                            | 1  | 0                              | 0   | 1  | 0.00   | 1  | 0       | 1         | 0.00                                | 0  | 0.00   | 0                                | 0.00                            | 0   | 0.00                            | -  |
| (c)           | Central Government/State Government(s)                             |             | 0                            | 0  | 0                              | 0   | -  | 0.00   | -  | 0       | -         | 0.00                                | 0  | 0.00   | 0                                | 0.00                            | 0   | 0.00                            | 0  |
| (d)           | Financial Institutions / Banks                                     |             | 1                            | 0  | 0                              | 0   | -  | 0.00   | -  | 0       | -         | 0.00                                | 0  | 0.00   | 0                                | 0.00                            | 0   | 0.00                            | -  |
|               | Any Other (Specify)  |             | 1                            | 9,90,000                                     | 0                              | 0   | 9,90,000                                     | 100.00   | 9,90,000   | 0       | 9,90,000  | 100.00                              | 0  | 100.00   | 0                                | 0.00                            | 0   | 0.00                            | -  |
|               | Transcorp International Limited                                    | Promoter    | 1                            | 9,90,000                                     | 0                              | 0   | 9,90,000                                     | 100.00   | 9,90,000   | 0       | 9,90,000  | 100.00                              | 0  | 100.00   | 0                                | 0.00                            | 0   | 0.00                            | -  |
|               | Sub Total (A1)   |             | 3                            | 10,00,000                                    | 0                              | 0   | 10,00,000                                    | 100.00   | 10,00,000  | 0       | 10,00,000 | 100.00                              | 0  | 100.00   | 0                                | 0.00                            | 0   | 0.00                            | -  |
| <b>2</b>      | <b>Foreign</b>   |             |                              |  |                                |   |  |  |  |         |           |                                     |  |  |                                  |                                 |   |                                 |  |
| (a)           | Individuals (Non-Resident Individuals/Foreign Individuals)         |             | 0                            | 0  | 0                              | 0   | -  | 0.00   | -  | 0       | -         | 0.00                                | 0  | 0.00   | 0                                | 0.00                            | 0   | 0.00                            | 0  |
| (b)           | Government   |             | 0                            | 0  | 0                              | 0   | -  | 0.00   | -  | 0       | -         | 0.00                                | 0  | 0.00   | 0                                | 0.00                            | 0   | 0.00                            | 0  |
| (c)           | Institutions   |             | 0                            | 0  | 0                              | 0   | -  | 0.00   | -  | 0       | -         | 0.00                                | 0  | 0.00   | 0                                | 0.00                            | 0   | 0.00                            | 0  |
| (d)           | Foreign Portfolio Investor   |             | 0                            | 0  | 0                              | 0   | -  | 0.00   | -  | 0       | -         | 0.00                                | 0  | 0.00   | 0                                | 0.00                            | 0   | 0.00                            | 0  |
| (e)           | Any Other (Specify) Bodies   |             | 0                            | 0  | 0                              | 0   | -  | 0.00   | -  | 0       | -         | 0.00                                | 0  | 0.00   | 0                                | 0.00                            | 0   | 0.00                            | 0  |
| (f)           | Any Other (Specify) Group  |             | 0                            | 0  | 0                              | 0   | -  | 0.00   | -  | 0       | -         | 0.00                                | 0  | 0.00   | 0                                | 0.00                            | 0   | 0.00                            | 0  |
|               | Body Corporate   |             | 0                            | 0  | 0                              | 0   | -  | 0.00   | -  | 0       | -         | 0.00                                | 0  | 0.00   | 0                                | 0.00                            | 0   | 0.00                            | 0  |
|               | Sub Total (A1/2)   |             | 0                            | 0  | 0                              | 0   | -  | 0.00   | -  | 0       | -         | 0.00                                | 0  | 0.00   | 0                                | 0.00                            | 0   | 0.00                            | 0  |
|               | Total Shareholding of Promoter and Promoter Group (A)=(A1)+(A1/2)  |             | 3                            | 10,00,000                                    | 0                              | 0   | 10,00,000                                    | 100.00   | 10,00,000  | 0       | 10,00,000 | 100.00                              | 0  | 100.00   | 0                                | 0.00                            | 0   | 0.00                            | 0  |

\*The shareholders are nominee shareholders of Transcorp International Limited

For Transcorp Estates Private Limited  
  
Dilip Kumar Morwal  
Company Secretary  
ACS-17572

Table III - Statement showing Shareholding Pattern of the Public shareholder

| Category Code | Category and Name of the shareholders (i)                                    | PAN (ii) | Number of shareholders (iii) | No. of fully paid-up equity shares held (iv) | Partly paid-up equity held (v) | No. of shares underlying Depository Receipts (vi) | Total Nos. shares held (vii) = (iv)+(v)+(vi) | Shareholding as per SCRR 1957 As a % of (A+B+C2) (viii) | No. of voting Rights held in each class of securities (ix) |         |       | Total as a % of Total voting rights | No. of shares underlying convertible securities (including warrants) (x) | Shareholding as a % assuming full conversion of convertible securities as a % of A+B+C2 | Number of Locked in shares (xi) |                            | Number of shares pledged or otherwise encumbered (xii) |                            | Number of Shares held in dematerialized form (xiv) |
|---------------|--|----------|------------------------------|--|--------------------------------|---|--|---|--|---------|-------|-------------------------------------|--|---|---------------------------------|----------------------------|--|----------------------------|--|
|               |  |          |                              |  |                                |   |  |   | Class X  | Class Y | Total |                                     |  |   | No. (a)                         | As a % of total shares (b) | No. (a)  | As a % of total shares (b) |  |
| <b>1</b>      | <b>Institutions</b>  |          |                              |  |                                |   |  |   |  |         |       |                                     |  |   |                                 |                            |  |                            |  |
| (a)           | Mutual Funds/JT  |          | 0                            | 0  | 0                              | 0   | 0  | 0.00  | 0  | 0       | 0     | 0.00                                | 0  | 0.00  | 0                               | 0.00                       | 0  | 0.00                       | 0  |
| (b)           | Venture Capital Funds  |          | 0                            | 0  | 0                              | 0   | 0  | 0.00  | 0  | 0       | 0     | 0.00                                | 0  | 0.00  | 0                               | 0.00                       | 0  | 0.00                       | 0  |
| (c)           | Alternate Investment Funds   |          | 0                            | 0  | 0                              | 0   | 0  | 0.00  | 0  | 0       | 0     | 0.00                                | 0  | 0.00  | 0                               | 0.00                       | 0  | 0.00                       | 0  |
| (d)           | Foreign Venture Capital Investors  |          | 0                            | 0  | 0                              | 0   | 0  | 0.00  | 0  | 0       | 0     | 0.00                                | 0  | 0.00  | 0                               | 0.00                       | 0  | 0.00                       | 0  |
| (e)           | Foreign Portfolio Investors/FII  |          | 0                            | 0  | 0                              | 0   | 0  | 0.00  | 0  | 0       | 0     | 0.00                                | 0  | 0.00  | 0                               | 0.00                       | 0  | 0.00                       | 0  |
|               | First Seer Investment (CVC) - FSSAI Asia Focus Fund                          |          | 0                            | 0  | 0                              | 0   | 0  | 0.00  | 0  | 0       | 0     | 0.00                                | 0  | 0.00  | 0                               | 0.00                       | 0  | 0.00                       | 0  |
|               | New York Life Insurance Company  |          | 0                            | 0  | 0                              | 0   | 0  | 0.00  | 0  | 0       | 0     | 0.00                                | 0  | 0.00  | 0                               | 0.00                       | 0  | 0.00                       | 0  |
| (f)           | Financial Institutions / Banks   |          | 0                            | 0  | 0                              | 0   | 0  | 0.00  | 0  | 0       | 0     | 0.00                                | 0  | 0.00  | 0                               | 0.00                       | 0  | 0.00                       | 0  |
| (g)           | Insurance Companies  |          | 0                            | 0  | 0                              | 0   | 0  | 0.00  | 0  | 0       | 0     | 0.00                                | 0  | 0.00  | 0                               | 0.00                       | 0  | 0.00                       | 0  |
| (h)           | Provident Funds / Pension Funds  |          | 0                            | 0  | 0                              | 0   | 0  | 0.00  | 0  | 0       | 0     | 0.00                                | 0  | 0.00  | 0                               | 0.00                       | 0  | 0.00                       | 0  |
| (i)           | Any Other (Specify)  |          | 0                            | 0  | 0                              | 0   | 0  | 0.00  | 0  | 0       | 0     | 0.00                                | 0  | 0.00  | 0                               | 0.00                       | 0  | 0.00                       | 0  |
|               | New York Life International Holdings Ltd                                     |          | 0                            | 0  | 0                              | 0   | 0  | 0.00  | 0  | 0       | 0     | 0.00                                | 0  | 0.00  | 0                               | 0.00                       | 0  | 0.00                       | 0  |
| (j)           | Any Other (Specify) Foreign Direct Investment(FDI)                           |          | 0                            | 0  | 0                              | 0   | 0  | 0.00  | 0  | 0       | 0     | 0.00                                | 0  | 0.00  | 0                               | 0.00                       | 0  | 0.00                       | 0  |
| (k)           | Any Other (Specify) Foreign Institutional Investors                          |          | 0                            | 0  | 0                              | 0   | 0  | 0.00  | 0  | 0       | 0     | 0.00                                | 0  | 0.00  | 0                               | 0.00                       | 0  | 0.00                       | 0  |
|               | India Inflight Value Fund  |          | 0                            | 0  | 0                              | 0   | 0  | 0.00  | 0  | 0       | 0     | 0.00                                | 0  | 0.00  | 0                               | 0.00                       | 0  | 0.00                       | 0  |
| (l)           | Any Other (Specify) Qualified Foreign Investor                               |          | 0                            | 0  | 0                              | 0   | 0  | 0.00  | 0  | 0       | 0     | 0.00                                | 0  | 0.00  | 0                               | 0.00                       | 0  | 0.00                       | 0  |
|               | Sub Total (B)(1)   |          | 0                            | 0  | 0                              | 0   | 0  | 0.00  | 0  | 0       | 0     | 0.00                                | 0  | 0.00  | 0                               | 0.00                       | 0  | 0.00                       | 0  |
| (2)           | Central Government/State Government/(c) President of India                   |          | 0                            | 0  | 0                              | 0   | 0  | 0.00  | 0  | 0       | 0     | 0.00                                | 0  | 0.00  | 0                               | 0.00                       | 0  | 0.00                       | 0  |
|               | Sub Total (B)(2)   |          | 0                            | 0  | 0                              | 0   | 0  | 0.00  | 0  | 0       | 0     | 0.00                                | 0  | 0.00  | 0                               | 0.00                       | 0  | 0.00                       | 0  |
| <b>3</b>      | <b>Non-Institutions</b>  |          |                              |  |                                |   |  |   |  |         |       |                                     |  |   |                                 |                            |  |                            |  |
| (a-i)         | Individuals - shareholders holding normal share capital up to Rs.2 Lakh      |          | 0                            | 0  | 0                              | 0   | 0  | 0.00  | 0  | 0       | 0     | 0.00                                | 0  | 0.00  | 0                               | 0.00                       | 0  | 0.00                       | 0  |
| (a-ii)        | Individual shareholders holding normal share capital in excess of Rs. 2 Lakh |          | 0                            | 0  | 0                              | 0   | 0  | 0.00  | 0  | 0       | 0     | 0.00                                | 0  | 0.00  | 0                               | 0.00                       | 0  | 0.00                       | 0  |
|               | AIF B Lall   |          | 0                            | 0  | 0                              | 0   | 0  | 0.00  | 0  | 0       | 0     | 0.00                                | 0  | 0.00  | 0                               | 0.00                       | 0  | 0.00                       | 0  |
| (b)           | NRI/Co. registered with RBI  |          | 0                            | 0  | 0                              | 0   | 0  | 0.00  | 0  | 0       | 0     | 0.00                                | 0  | 0.00  | 0                               | 0.00                       | 0  | 0.00                       | 0  |
| (c)           | Any Other (Specify) Bodies Corporate   |          | 0                            | 0  | 0                              | 0   | 0  | 0.00  | 0  | 0       | 0     | 0.00                                | 0  | 0.00  | 0                               | 0.00                       | 0  | 0.00                       | 0  |
| (d)           | Any Other (Specify) Non-Resident Indian Non-Repeat                           |          | 0                            | 0  | 0                              | 0   | 0  | 0.00  | 0  | 0       | 0     | 0.00                                | 0  | 0.00  | 0                               | 0.00                       | 0  | 0.00                       | 0  |
| (e)           | Any Other (Specify) Non-Resident Indian Repeat                               |          | 0                            | 0  | 0                              | 0   | 0  | 0.00  | 0  | 0       | 0     | 0.00                                | 0  | 0.00  | 0                               | 0.00                       | 0  | 0.00                       | 0  |
| (f)           | Any Other (Specify) Clearing Member  |          | 0                            | 0  | 0                              | 0   | 0  | 0.00  | 0  | 0       | 0     | 0.00                                | 0  | 0.00  | 0                               | 0.00                       | 0  | 0.00                       | 0  |
| (g)           | FE Securities Ltd  |          | 0                            | 0  | 0                              | 0   | 0  | 0.00  | 0  | 0       | 0     | 0.00                                | 0  | 0.00  | 0                               | 0.00                       | 0  | 0.00                       | 0  |
| (h)           | Any Other (Specify) Trust  |          | 0                            | 0  | 0                              | 0   | 0  | 0.00  | 0  | 0       | 0     | 0.00                                | 0  | 0.00  | 0                               | 0.00                       | 0  | 0.00                       | 0  |
| (i)           | Any Other (Specify) Director's & Their Relatives                             |          | 0                            | 0  | 0                              | 0   | 0  | 0.00  | 0  | 0       | 0     | 0.00                                | 0  | 0.00  | 0                               | 0.00                       | 0  | 0.00                       | 0  |
|               | Any Other (Specify) HUF  |          | 0                            | 0  | 0                              | 0   | 0  | 0.00  | 0  | 0       | 0     | 0.00                                | 0  | 0.00  | 0                               | 0.00                       | 0  | 0.00                       | 0  |
|               | Sub Total (B)(3)   |          | 0                            | 0  | 0                              | 0   | 0  | 0.00  | 0  | 0       | 0     | 0.00                                | 0  | 0.00  | 0                               | 0.00                       | 0  | 0.00                       | 0  |
|               | <b>Total Public Shareholding (B)=(B)(1)+(B)(2)+(B)(3)</b>                    |          | 0                            | 0  | 0                              | 0   | 0  | 0.00  | 0  | 0       | 0     | 0.00                                | 0  | 0.00  | 0                               | 0.00                       | 0  | 0.00                       | 0  |

For Transcorp Estates Private Limited

Dilip Kumar Mittal  
Company Secretary  
ACS-17012

Table IV - Statement showing Shareholding Pattern of the Non Promoter - Non Public shareholder

| Category<br>TV<br>code | Category and Name<br>of the<br>shareholders  | PAN | Number of<br>sharehold<br>ers<br>(iii) | No. of fully<br>paid up<br>equity<br>shares<br>(iv) | Partly<br>paid-<br>up<br>equit<br>y share<br>held<br>(v) | No. of<br>shares<br>underlyin<br>g<br>Depositor<br>y<br>Receipts<br>(vi) | Total Nos.<br>shares<br>held<br>(VII =<br>IV+V+VI) | Sharehol<br>ding<br>%<br>calculate<br>as per<br>(VIII) | No of voting<br>Rights held in<br>each class of<br>securities<br>(IX) |  |                                   |                              | No of<br>shares<br>underlying<br>outstandin<br>g | Shareholding<br>as a %<br>assuming<br>full<br>conversion | Number of |   | Number of shares |   | Number<br>of Shares<br>held in<br>demateriali<br>zed<br>form<br>(XIV) |
|------------------------|--|-----|--|---|--|--|--|--|---|--|-----------------------------------|------------------------------|--|--|-----------|---|------------------|---|---|
|                        |  |     |  |   |  |  |  |  | Cia<br>ss<br>ss<br>Total<br>as a %<br>of                              | Y<br>Total<br>as a %<br>of<br>(including<br>warrants)<br>(X) | Tot<br>al<br>vot<br>ing<br>rights | No of voting<br>Rights<br>as |  |  | No.       | As a % of<br>total<br>shares<br>held<br>(b) | No.              | As a % of<br>total<br>shares<br>held<br>(b) |   |
|                        |  |     |  |   |  |  |  |  |   |  |                                   |                              |  |  |           |   |                  |   |   |
|                        |  |     |  |   |  |  |  |  |   |  |                                   |                              |  |  |           |   |                  |   |   |
| (1)                    | Custodian/ DR Holder   |     | 0                                      | 0   | 0  | 0  | 0  | 0.000  | 0   | 0  | 0                                 | 0                            | 0  | 0  | 0.000     | 0   | 0.000            | 0   |   |
| (2)                    | Employee Benefit Trust (under SEBI (Share Based Employee Benefit) Regulations, 2014)<br>Total Non-Promoter-Non Public Shareholding (C) = (C)(1)+(C)(2) |     | 0                                      | 0   | 0  | 0  | 0  | 0.000  | 0   | 0  | 0                                 | 0                            | 0  | 0  | 0.000     | 0   | 0.000            | 0   |   |

For Transco Estates Private Limited

Dilip Kumar Mittal  
Company Secretary  
ACS-17012



Table V- Statement showing details of significant beneficial owners (SBOs)

| Sr. No | Details of the Significant Beneficial Owner(SBO) (I) |   |             | Details of the registered owner (II) |  |             | Details of holding/ exercise of right of the SBO in the reporting company, whether direct or indirect: (III) |                   |  |                     |                                   | Date of creation / acquisition of significant beneficial interest (IV) |
|--------|--|---|-------------|--------------------------------------|--|-------------|--|-------------------|--|---------------------|-----------------------------------|--|
|        | Name   | PAN/ Passport No. in case of a foreign national | Nationality | Name                                 | PAN /Passport No.in case of a foreign national | Nationality | Shares (%)   | Voting rights (%) | Rights on distributable (%) Dividend or any other Distribution | Exercise of control | Exercise of significant Influence |  |
| -      | -  | -   | -           | -                                    | -  | -           | -  | -                 | -  | -                   | -                                 | -  |
| -      | -  | -   | -           | -                                    | -  | -           | -  | -                 | -  | -                   | -                                 | -  |

For Transcorp Estates Private Limited  
  
Dilip Kumar Morwal  
Company Secretary  
ACS-17572

Format of Holding of Specified Securities

1 Name of the entity: **TRANSWIRE FOREX LIMITED**  
2 Scrip Code : NA

Name of Scrip : NA

Class of Security : **Equity Shares**

3 Share Holding Pattern filed under Reg 31(1)(b) as on June 24, 2022: **Post Scheme of Arrangement**  
4 **DECLARATION** : The Listed Entity is required to submit the following declaration to the extent of Submission of Information

|   | Particulars  | Yes | No |
|---|--|-----|----|
| 1 | Whether the Listed Entity has issued any partly paid up shares?                        |     | NO |
| 2 | Whether the Listed Entity has issued any Convertible Securities or Warrants?           |     | NO |
| 3 | Whether the Listed Entity has any shares against which depository receipts are issued? |     | NO |
| 4 | Whether the Listed Entity has any shares in locked-in?                                 |     | NO |
| 5 | Whether any shares held by promoters are pledge or otherwise encumbered?               |     | NO |
| 6 | Whether the listed entity has any significant beneficial owner?                        | YES |    |

  
For Transwire Forex Limited  
Authorised Signatory

Table I - Summary Statement holding of specified securities

| Category code (I) | Category and Name of the shareholders (II) | Number of shareholders (III) | No. of fully paid up equity shares held (IV) | Partly paid-up equity shares held (V) | No. of shares underlying Depository Receipts (VI) | Total Nos. shares held (VII = IV+V+VI) | Shareholding % calculate as per SCRR 1957 As a % of (A+B+C2) (VIII) | No of voting Rights held in each class of securities (IX) |         |             |                | No of shares underlying convertible Securities (including warrants) (X) | Shareholding as a % assuming full conversion of convertible of diluted share capital (XI) = (XII)+(X) | Number of Locked in shares (XII) |                                 | Number of shares pledged or otherwise encumbered (XIII) |                                 | Number of Shares held in dematerialized form (XIV) |
|-------------------|--|------------------------------|--|---------------------------------------|---|--|---|---|---------|-------------|----------------|---|---|----------------------------------|---------------------------------|---|---------------------------------|--|
|                   |  |                              |  |                                       |   |  |   | Class X   | Class Y | Total       | a % of (A+B+C) |   |   | No. (a)                          | As a % of total shares held (b) | No. (a)   | As a % of total shares held (b) |  |
|                   |  |                              |  |                                       |   |  |   |   |         |             |                |   |   |                                  |                                 |   |                                 |  |
|                   |  |                              |  |                                       |   |  |   |   |         |             |                |   |   |                                  |                                 |   |                                 |  |
| (A)               | Promoter and Promoter Group                | 8                            | 1,16,35,502                                  | 0                                     | 0   | 1,16,35,502                            | 73.22   | 1,16,35,502   | 0       | 1,16,35,502 | 73.22          | 0   | 0.00  | 0                                | 0.00                            | 0   | 0.00                            | 0  |
| (B)               | Non Promoter - Non Public                  | 3,781                        | 42,55,870                                    | 0                                     | 0   | 42,55,870                              | 26.78   | 42,55,870   | 0       | 42,55,870   | 26.78          | 0   | 0.00  | 0                                | 0.00                            | 0   | 0.00                            | 0  |
| (C)               |  | 0                            | 0  | 0                                     | 0   | 0                                      | 0.00  | 0   | 0       | 0           | 0.00           | 0   | 0.00  | 0                                | 0.00                            | 0   | 0.00                            | 0  |
| (C1)              | Shares underlying DRs                      | 0                            | 0  | 0                                     | 0   | 0                                      | 0.00  | 0   | 0       | 0           | 0.00           | 0   | 0.00  | 0                                | 0.00                            | 0   | 0.00                            | 0  |
| (C2)              | Shares held by Employee Trusts             | 0                            | 0  | 0                                     | 0   | 0                                      | 0.00  | 0   | 0       | 0           | 0.00           | 0   | 0.00  | 0                                | 0.00                            | 0   | 0.00                            | 0  |
| Total             |  | 3,789                        | 1,58,91,372                                  | 0                                     | 0   | 1,58,91,372                            | 100.00  | 1,58,91,372   | 0       | 1,58,91,372 | 100.00         | 0   | 100.00  | 0                                | 0.00                            | 0   | 0.00                            | 0  |

*For Transwires Forex Limited*

Authorised Signatory

Table II - Statement showing Shareholding Pattern of the Promoter and Promoter Group

| Category code | Category of the shareholders (i)                                  | Entity Type    | PAN (ii)    | Number of shareholders (iii) | No. of fully paid-up equity shares held (iv) | Partly paid-up equity shares held (v) | No. of shares underlying Depository Receipts (vi) | Total Nos. shares held (vii = (iv)+(v)+(vi)) | Shareholding % calculated as per SCRR, 1957 (viii = (vii)/(A+B+C2)) | No. of voting Rights held in each class of securities |          |                    | Total as a % of Total voting rights | No. of shares underlying outstanding convertible securities (ix) | Shareholding as a % assuming full conversion of convertible securities as a % of diluted share capital (x) = (xi)/(A+B+C2) | Number of Locked in shares (xi) | As a % of total shares held (ii) | Number of shares pledged or otherwise encumbered (xii) | As a % of total shares held (i) | Number of Shares held in demerit ratio (xiii) |
|---------------|---|----------------|-------------|------------------------------|--|---------------------------------------|---|--|---|---|----------|--------------------|-------------------------------------|--|--|---------------------------------|----------------------------------|--|---------------------------------|---|
|               |   |                |             |                              |  |                                       |   |  |   | Class X   | Class Y  | Total              |                                     |  |  |                                 |                                  |  |                                 |   |
| 1             | <b>Indian</b>   |                |             |                              |  |                                       |   |  |   |   |          |                    |                                     |  |  |                                 |                                  |  |                                 |   |
| (a)           | Individual/Institutional Investor                                 | Promoter       | AARBA3421L  | 5                            | 27,29,603                                    | 0                                     | 0   | 27,29,603                                    | 17.18   | 27,29,603   | 0        | 27,29,603          | 17.18                               | 0  | 17.18  | 0                               | 0.00                             | 0  | 0.00                            | -   |
|               | Aditya Kumar Anand  | Promoter       | AADP9A3216A | 1                            | 681,478                                      | 0                                     | 0   | 6,81,478                                     | 4.20  | 6,81,478  | 0        | 6,81,478           | 4.20                                | 0  | 4.20   | 0                               | 0.00                             | 0  | 0.00                            | -   |
|               | Aditya Kumar Anand  | Promoter Group | AACG2A8509F | 1                            | 92,7583.5                                    | 0                                     | 0   | 9,27,584                                     | 5.84  | 9,27,584  | 0        | 9,27,584           | 5.84                                | 0  | 5.84   | 0                               | 0.00                             | 0  | 0.00                            | -   |
|               | Aditya Kumar  | Promoter Group | AACG2A8509F | 1                            | 67,1875                                      | 0                                     | 0   | 6,71,875                                     | 4.23  | 6,71,875  | 0        | 6,71,875           | 4.23                                | 0  | 4.23   | 0                               | 0.00                             | 0  | 0.00                            | -   |
|               | Aditya Anand  | Promoter Group | AARBA3421L  | 1                            | 261,156                                      | 0                                     | 0   | 2,61,156                                     | 1.64  | 2,61,156  | 0        | 2,61,156           | 1.64                                | 0  | 1.64   | 0                               | 0.00                             | 0  | 0.00                            | -   |
|               | Aditya Anand  | Promoter Group | AARBA3421L  | 1                            | 18,700                                       | 0                                     | 0   | 1,87,500                                     | 1.18  | 1,87,500  | 0        | 1,87,500           | 1.18                                | 0  | 1.18   | 0                               | 0.00                             | 0  | 0.00                            | -   |
| (b)           | Central Government/State Government(s)                            |                |             | 0                            | 0  | 0                                     | 0   | -  | 0   | -   | 0        | -                  | 0                                   | 0  | 0.00   | 0                               | 0.00                             | 0  | 0.00                            | 0   |
| (c)           | Financial Institutions / Banks                                    |                |             | 3                            | 80,05,000                                    | 0                                     | 0   | 80,05,000                                    | 56.04   | 80,05,000   | 0        | 80,05,000          | 56.04                               | 0  | 56.04  | 0                               | 0.00                             | 0  | 0.00                            | -   |
| (d)           | Body Corporate  |                |             | 1                            | 20,48,753                                    | 0                                     | 0   | 20,48,753                                    | 12.89   | 20,48,753   | 0        | 20,48,753          | 12.89                               | 0  | 12.89  | 0                               | 0.00                             | 0  | 0.00                            | -   |
|               | Aditya Kumar Anand Ltd  | Promoter Group | AARBA3421L  | 1                            | 60,60,784                                    | 0                                     | 0   | 60,60,784                                    | 38.14   | 60,60,784   | 0        | 60,60,784          | 38.14                               | 0  | 38.14  | 0                               | 0.00                             | 0  | 0.00                            | -   |
|               | Aditya Kumar Anand Ltd  | Promoter Group | AARBA3421L  | 1                            | 7,06,363                                     | 0                                     | 0   | 7,06,363                                     | 5.07  | 7,06,363  | 0        | 7,06,363           | 5.07                                | 0  | 5.07   | 0                               | 0.00                             | 0  | 0.00                            | -   |
|               | ICI Diversa Projects Limited                                      | Promoter Group | AACG2A8509F | 1                            | 1,10,35,502                                  | 0                                     | 0   | 1,10,35,502                                  | 73.22   | 1,10,35,502   | 0        | 1,10,35,502        | 73.22                               | 0  | 73.22  | 0                               | 0.00                             | 0  | 0.00                            | -   |
|               | <b>Total (A+B+C2)</b>   |                |             | <b>8</b>                     | <b>1,10,35,502</b>                           | <b>0</b>                              | <b>0</b>  | <b>1,10,35,502</b>                           | <b>73.22</b>  | <b>1,10,35,502</b>                                    | <b>0</b> | <b>1,10,35,502</b> | <b>100.00</b>                       | <b>0</b>   | <b>73.22</b>   | <b>0</b>                        | <b>0.00</b>                      | <b>0</b>   | <b>0.00</b>                     | <b>0</b>                                      |
| 2             | <b>Foreign</b>  |                |             |                              |  |                                       |   |  |   |   |          |                    |                                     |  |  |                                 |                                  |  |                                 |   |
| (a)           | Individual (Non-Resident Indian/Foreign)                          |                |             | 0                            | 0  | 0                                     | 0   | -  | 0.00  | -   | 0        | -                  | 0.00                                | 0  | 0.00   | 0                               | 0.00                             | 0  | 0.00                            | 0   |
| (b)           | Government  |                |             | 0                            | 0  | 0                                     | 0   | -  | 0.00  | -   | 0        | -                  | 0.00                                | 0  | 0.00   | 0                               | 0.00                             | 0  | 0.00                            | 0   |
| (c)           | Institutions  |                |             | 0                            | 0  | 0                                     | 0   | -  | 0.00  | -   | 0        | -                  | 0.00                                | 0  | 0.00   | 0                               | 0.00                             | 0  | 0.00                            | 0   |
| (d)           | Foreign Portfolio Investor  |                |             | 0                            | 0  | 0                                     | 0   | -  | 0.00  | -   | 0        | -                  | 0.00                                | 0  | 0.00   | 0                               | 0.00                             | 0  | 0.00                            | 0   |
| (e)           | Any Other (Stock) Bodies  |                |             | 0                            | 0  | 0                                     | 0   | -  | 0.00  | -   | 0        | -                  | 0.00                                | 0  | 0.00   | 0                               | 0.00                             | 0  | 0.00                            | 0   |
| (f)           | Any Other (Stock) Group   |                |             | 0                            | 0  | 0                                     | 0   | -  | 0.00  | -   | 0        | -                  | 0.00                                | 0  | 0.00   | 0                               | 0.00                             | 0  | 0.00                            | 0   |
| (g)           | Body Corporate  |                |             | 0                            | 0  | 0                                     | 0   | -  | 0.00  | -   | 0        | -                  | 0.00                                | 0  | 0.00   | 0                               | 0.00                             | 0  | 0.00                            | 0   |
|               | <b>Total (A+B+C2)</b>   |                |             | <b>0</b>                     | <b>0</b>                                     | <b>0</b>                              | <b>0</b>  | <b>-</b>                                     | <b>0.00</b>   | <b>-</b>  | <b>0</b> | <b>-</b>           | <b>0.00</b>                         | <b>0</b>   | <b>0.00</b>  | <b>0</b>                        | <b>0.00</b>                      | <b>0</b>   | <b>0.00</b>                     | <b>0</b>                                      |
|               | <b>Total Shareholding of Promoter and Promoter Group (A+B+C2)</b> |                |             | <b>8</b>                     | <b>1,10,35,502</b>                           | <b>0</b>                              | <b>0</b>  | <b>1,10,35,502</b>                           | <b>73.22</b>  | <b>1,10,35,502</b>                                    | <b>0</b> | <b>1,10,35,502</b> | <b>100.00</b>                       | <b>0</b>   | <b>73.22</b>   | <b>0</b>                        | <b>0.00</b>                      | <b>0</b>   | <b>0.00</b>                     | <b>0</b>                                      |

For Transwire Forex Limited

Authorised Signatory



Table III - Statement showing Shareholding Pattern of the Public shareholder

| Category code | Category and Name of the shareholders (I)                                     | PAN (II) | Number of shareholders (III) | No. of fully paid up equity shares held (IV) | Partly paid-up equity shares held (V) | No. of shares underlying Depository Receipts (VI) | Total Nos. shares held (VII) = (IV+V+VI) | Shareholding % calculated as per SCRR 1957 (A+B+C2) (VIII) | No. of voting rights held in each class of securities (IX) |         |         | Total as a % of total votes (X) | No. of shares underlying outstanding convertible securities (including warrants) (XI) | Shareholding as a % assuming full conversion of convertible securities as a % of diluted share capital (X1) = (XI) + (X2) | Number of Locked in shares (X2) |                                 | Number of shares pledged or otherwise encumbered (X3) | Number of Shares held in dematerialized form (XIV) |
|---------------|---|----------|------------------------------|--|---------------------------------------|---|--|--|--|---------|---------|---------------------------------|---|---|---------------------------------|---------------------------------|---|--|
|               |   |          |                              |  |                                       |   |  |  | Class X  | Class Y | Total   |                                 |   |   | (a) No. of shares               | (b) As a % of total shares held | (a) No. of shares                                     |  |
| 1             | <b>Institutions</b>   |          |                              |  |                                       |   |  |  |  |         |         |                                 |   |   |                                 |                                 |   |  |
| (a)           | Mutual Funds/UTI  |          | 0                            | 0  | 0                                     | 0   | 0  | 0.00   | 0  | 0       | 0       | 0.00                            | 0   | 0.00  | 0                               | 0.00                            | 0   | 0  |
| (b)           | Venture Capital Funds   |          | 0                            | 0  | 0                                     | 0   | 0  | 0.00   | 0  | 0       | 0       | 0.00                            | 0   | 0.00  | 0                               | 0.00                            | 0   | 0  |
| (c)           | Alternate Investment Funds  |          | 0                            | 0  | 0                                     | 0   | 0  | 0.00   | 0  | 0       | 0       | 0.00                            | 0   | 0.00  | 0                               | 0.00                            | 0   | 0  |
| (d)           | Foreign Venture Capital Investors   |          | 0                            | 0  | 0                                     | 0   | 0  | 0.00   | 0  | 0       | 0       | 0.00                            | 0   | 0.00  | 0                               | 0.00                            | 0   | 0  |
| (e)           | Foreign Portfolio Investors/FPI   |          | 2                            | 209  | 0                                     | 209   | 0.03                                     | 0.03   | 209  | 0       | 209     | 0.03                            | 0   | 0.03  | 0                               | 0.00                            | 0   | 0  |
| (f)           | Financial Institutions / Banks  |          | 4                            | 1261   | 0                                     | 1261  | 0.03                                     | 0.03   | 1261   | 0       | 1261    | 0.03                            | 0   | 0.03  | 0                               | 0.00                            | 0   | 0  |
| (g)           | Insurance Companies   |          | 0                            | 0  | 0                                     | 0   | 0.00                                     | 0.00   | 0  | 0       | 0       | 0.00                            | 0   | 0.00  | 0                               | 0.00                            | 0   | 0  |
| (h)           | Pension Funds / Pension Funds   |          | 0                            | 0  | 0                                     | 0   | 0.00                                     | 0.00   | 0  | 0       | 0       | 0.00                            | 0   | 0.00  | 0                               | 0.00                            | 0   | 0  |
| (i)           | Provident Funds / Provident Funds   |          | 0                            | 0  | 0                                     | 0   | 0.00                                     | 0.00   | 0  | 0       | 0       | 0.00                            | 0   | 0.00  | 0                               | 0.00                            | 0   | 0  |
| (j)           | Any Other (Specify)   |          | 0                            | 0  | 0                                     | 0   | 0.01                                     | 0.01   | 1470   | 0       | 1470    | 0.01                            | 0   | 0.01  | 0                               | 0.00                            | 0   | 0  |
|               | <b>Sub Total (BX1)</b>  |          | 6                            | 1470   | 0                                     | 1470  | 0.03                                     | 0.03   | 0  | 0       | 0       | 0.00                            | 0   | 0.00  | 0                               | 0.00                            | 0   | 0  |
| (2)           | Central Government/State Government(s)/ President of India                    |          | 0                            | 0  | 0                                     | 0   | 0  | 0.00   | 0  | 0       | 0       | 0.00                            | 0   | 0.00  | 0                               | 0.00                            | 0   | 0  |
|               | <b>Sub Total (BX2)</b>  |          | 0                            | 0  | 0                                     | 0   | 0  | 0.00   | 0  | 0       | 0       | 0.00                            | 0   | 0.00  | 0                               | 0.00                            | 0   | 0  |
| 3             | <b>Non-institutions</b>   |          |                              |  |                                       |   |  |  |  |         |         |                                 |   |   |                                 |                                 |   |  |
| (a-i)         | Individuals - shareholders holding nominal share capital up to Rs. 2 Lakh     |          | 3420                         | 1702114                                      | 0                                     | 0   | 1702114                                  | 0.10   | 1702114  | 0       | 1702114 | 10.71                           | 0   | 10.71   | 0                               | 0.00                            | 0   | 0  |
| (e-g)         | Individual shareholders holding nominal share capital in excess of Rs. 2 Lakh |          | 3                            | 332915                                       | 0                                     | 0   | 332915                                   | 0.00   | 332915   | 0       | 332915  | 2.09                            | 0   | 2.09  | 0                               | 0.00                            | 0   | 0  |
| (b)           | NBFCs registered with RBI   |          | 0                            | 0  | 0                                     | 0   | 0  | 0.00   | 0  | 0       | 0       | 0.00                            | 0   | 0.00  | 0                               | 0.00                            | 0   | 0  |
| (c)           | Employee Trusts   |          | 0                            | 0  | 0                                     | 0   | 0  | 0.00   | 0  | 0       | 0       | 0.00                            | 0   | 0.00  | 0                               | 0.00                            | 0   | 0  |
| (d)           | Overseas Depositories (holding DRs) (holding figure)                          |          | 352                          | 2219372                                      | 0                                     | 0   | 2219372                                  | 0.00   | 2219372  | 0       | 2219372 | 13.97                           | 0   | 13.97   | 0                               | 0.00                            | 0   | 0  |
| (e)           | Any Other (Specify)   |          | 63                           | 1860749                                      | 0                                     | 0   | 1860749                                  | 0.00   | 1860749  | 0       | 1860749 | 11.71                           | 0   | 11.71   | 0                               | 0.00                            | 0   | 0  |
|               | <b>Sub Total (BX3)</b>  |          | 1                            | 715827                                       | 0                                     | 715827  | 0.00                                     | 0.00   | 715827   | 0       | 715827  | 4.5                             | 0   | 4.5   | 0                               | 0.00                            | 0   | 0  |
|               | <b>Total Public Shareholding (B) = (BX1)+(BX2)+(BX3)</b>                      |          | 3781                         | 4235870                                      | 0                                     | 4235870   | 26.78                                    | 26.78  | 4235870  | 0       | 4235870 | 26.78                           | 0   | 26.78   | 0                               | 0.00                            | 0   | 0  |

For Transwite Forex Limited  
Authorised Signatory

Table IV - Statement showing Shareholding Pattern of the Non Promoter - Non Public shareholder

| Category<br>TV<br>code | Category and Name<br>of the<br>shareholders  | PAN<br>(II) | Number of<br>sharehold<br>ers<br>(III) | No. of fully<br>paid up<br>equity<br>shares<br>(IV) | Partly<br>paid-<br>up<br>equit<br>y share<br>(V) | No. of<br>shares<br>underlyin<br>g<br>Depositor<br>y<br>(VI) | Total Nos.<br>shares<br>held<br>(VII =<br>IV+V+VI) | Sharehol<br>ding<br>%<br>calculate<br>as per<br>SCRR<br>1957<br>As a % of<br>(A+B+C2)<br>(VIII) | No of voting<br>Rights held in<br>each class of<br>securities<br>(IX) |                      |                       |                      | No of<br>shares<br>underlying<br>outstandin<br>g<br>(X) | Shareholding<br>as a %<br>assuming<br>full<br>conversion<br>of convertible<br>securities(as<br>a %<br>of diluted<br>share<br>capital) (XI) =<br>(VII)+(X)<br>as a % of<br>A+B+C2 | Number of<br>Locked in<br>shares |   | Number of shares<br>pledged or<br>otherwise<br>encumbered |   | Number<br>of Shares<br>held in<br>demateriali<br>zed<br>form |
|------------------------|--|-------------|--|---|--|--|--|---|---|----------------------|-----------------------|----------------------|---|--|----------------------------------|---|---|---|--|
|                        |  |             |  |   |  |  |  |   | No of voting<br>Rights<br>(X)   | Total<br>as<br>(XII) | Total<br>as<br>(XIII) | Total<br>as<br>(XIV) |   |  | (XII)                            |   | (XIII)  |   |  |
|                        |  |             |  |   |  |  |  |   |   |                      |                       |                      |   |  | No.<br>(a)                       | As a % of<br>total<br>shares<br>held<br>(b) | No.<br>(a)  | As a % of<br>total<br>shares<br>held<br>(b) |  |
|                        |  |             |  |   |  |  |  |   |   |                      |                       |                      |   |  |                                  |   |   |   |  |
| (1)                    | Custodian/ DR Holder   |             | 0                                      | 0   | 0  | 0  | 0  | 0.000   | 0   | 0                    | 0                     | 0                    | 0   | 0.000  | 0                                | 0.000                                       | 0   | 0.000                                       | 0  |
| (2)                    | Employee Benefit Trust (under<br>SEBI (Share Based Employee<br>Benefit) Regulations, 2014) |             | 0                                      | 0   | 0  | 0  | 0  | 0.000   | 0   | 0                    | 0                     | 0                    | 0   | 0.000  | 0                                | 0.000                                       | 0   | 0.000                                       | 0  |
|                        | Total Non-Promoter-Non<br>Public Shareholding (C) =<br>(C)(1)+(C)(2)                       |             | 0                                      | 0   | 0  | 0  | 0  | 0.000   | 0   | 0                    | 0                     | 0                    | 0   | 0.000  | 0                                | 0.000                                       | 0   | 0.000                                       | 0  |

  
**For Tejanswari Forex Limited**  
 Authorised Signatory

Table V- Statement showing details of significant beneficial owners (SBOs)

| Sr. No | Details of the Significant Beneficial Owner(SBO) (I) |   |             | Details of the registered owner (II)                         |  |             | Details of holding/ exercise of right of the SBO in the reporting company, whether direct or indirect: (III) |                   |  |                     |                                   | Date of creation / acquisition of significant beneficial interest (IV) |
|--------|--|---|-------------|--|--|-------------|--|-------------------|--|---------------------|-----------------------------------|--|
|        | Name   | PAN/ Passport No. in case of a foreign national | Nationality | Name   | PAN /Passport No.in case of a foreign national | Nationality | Shares (%)   | Voting rights (%) | Rights on distributable (%) Dividend or any other Distribution | Exercise of control | Exercise of significant Influence |  |
| 1      | Ashok Kumar Agarwal                                  | AABHA3421L                                      | -           | Ashok Kumar & Sons HUF through its Karta Ashok Kumar Agarwal | -  | India       | 10   | 10                | 10   | Yes                 | Yes                               | 28/07/2001   |
|        |  |   |             |  |  |             |  |                   |  |                     |                                   |  |

For Transwarp Forex Limited  
  
 Authorised Signatory

Format of Holding of Specified Securities

- 1 Name of the entity: **TRANSWIRE FOREX LIMITED**
- 2 Scrip Code : **NA**
- Name of Scrip : **NA**
- Class of Security : **Equity Shares**

- 3 Share Holding Pattern filed under Reg 31(1)(b) as on June 24, 2022: **Post Scheme of Arrangement**
- 4 **DECLARATION** : The Listed Entity is required to submit the following declaration to the extent of Submission of information

|   | Particulars  | Yes | No |
|---|--|-----|----|
| 1 | Whether the Listed Entity has issued any partly paid up shares?                        |     | NO |
| 2 | Whether the Listed Entity has issued any Convertible Securities or Warrants?           |     | NO |
| 3 | Whether the Listed Entity has any shares against which depository receipts are issued? |     | NO |
| 4 | Whether the Listed Entity has any shares in locked-in?                                 |     | NO |
| 5 | Whether any shares held by promoters are pledge or otherwise encumbered?               |     | NO |
| 6 | Whether the listed entity has any significant beneficial owner?                        | YES |    |

  
**For Transwire Forex Limited**  
**Authorised Signatory**



Table I - Summary Statement holding of specified securities

| Category<br>code<br>(i) | Category and Name<br>of the<br>shareholders<br>(ii) | Number of<br>shareholders<br>(iii) | No. of fully<br>paid-up<br>equity shares<br>held<br>(iv) | Partly<br>paid-up<br>equity<br>shares<br>held<br>(v) | No. of shares<br>underlying<br>Depository<br>Receipts<br>(vi) | Total Nos.<br>shares<br>held<br>(vii) =<br>(iv)+(v)+(vi) | Shareholding<br>as per<br>SCRR 1957<br>As a % of<br>(A+B+C2)<br>(viii) | No of voting Rights held in<br>each class of securities<br>(ix) |            |             |                                   | No. of shares<br>underlying<br>outstanding<br>convertible<br>Securities<br>(including<br>warrants)<br>(xi) | Shareholding<br>as a % assuming<br>full conversion<br>of convertible<br>of diluted share<br>capital<br>(xii) = (viii)+(xi) | Number of<br>Locked in<br>shares<br>(xiii) |  | Number of shares<br>pledged or otherwise<br>encumbered<br>(xiv) |  | Number<br>of Shares<br>held in<br>dematerialised<br>form<br>(xv) |
|-------------------------|---|------------------------------------|--|--|---|--|--|---|------------|-------------|-----------------------------------|--|--|--|--|---|--|--|
|                         |   |                                    |  |  |   |  |  | Class<br>X  | Class<br>Y | Total       | Total as<br>a % of<br>(A+B+<br>C) |  |  | No.<br>(a)                                 | As a % of<br>total shares<br>held<br>(b) | No.<br>(a)  | As a % of<br>total shares<br>held<br>(b) |  |
|                         |   |                                    |  |  |   |  |  |   |            |             |                                   |  |  |  |  |   |  |  |
| (A)                     | Promoter and Promoter Group                         | 8                                  | 1,16,35,502  | 0  | 0   | 1,16,35,502  | 73.22  | 1,16,35,502   | 0          | 1,16,35,502 | 73.22                             | 0  | 0.00   | 0  | 0.00                                     | 0   | 0.00                                     | 0  |
| (B)                     | Public  | 3,781                              | 42,55,870  | 0  | 0   | 42,55,870  | 26.78  | 42,55,870   | 0          | 42,55,870   | 26.78                             | 0  | 0.00   | 0  | 0.00                                     | 0   | 0.00                                     | 0  |
| (C)                     | Non Promoter - Non Public                           | 0                                  | 0  | 0  | 0   | 0  | 0.00   | 0   | 0          | 0           | 0.00                              | 0  | 0.00   | 0  | 0.00                                     | 0   | 0.00                                     | 0  |
| (C1)                    | Shares underlying DRs                               | 0                                  | 0  | 0  | 0   | 0  | 0.00   | 0   | 0          | 0           | 0.00                              | 0  | 0.00   | 0  | 0.00                                     | 0   | 0.00                                     | 0  |
| (C2)                    | Shares held by Employee Trusts                      | 0                                  | 0  | 0  | 0   | 0  | 0.00   | 0   | 0          | 0           | 0.00                              | 0  | 0.00   | 0  | 0.00                                     | 0   | 0.00                                     | 0  |
| Total                   |   | 3,789                              | 1,58,91,372  | 0  | 0   | 1,58,91,372  | 100.00   | 1,58,91,372   | 0          | 1,58,91,372 | 100.00                            | 0  | 0.00   | 0  | 0.00                                     | 0   | 0.00                                     | 0  |

For Transwibe Forex Limited  
Authorised Signatory

Table II - Statement showing Shareholding Pattern of the Promoter and Promoter Group

| Table B - Statement showing shareholding of promoters and persons connected with the company |  |                |                              |  |                                |   |  |   |  |                      |             |                                     |  |  |                                  |                                 |   |                                 |   |      |   |
|--|--|----------------|------------------------------|--|--------------------------------|---|--|---|--|----------------------|-------------|-------------------------------------|--|--|----------------------------------|---------------------------------|---|---------------------------------|---|------|---|
| Category code  | Category and Name of the shareholders (i)                  | Entry Type     | Number of shareholders (iii) | No. of fully paid up equity shares held (iv) | Partly paid-up equity held (v) | No. of shares underlying Depository Receipts (vi) | Total Nos. shares held (vii) = (iv)+(v)+(vi) | Shareholding as per SCRR 1957 As a % of (A+B+C2) (viii) | No. of voting Rights held in each class of securities (ix) |                      |             | Total as a % of Total voting rights | No. of shares underlying outstanding convertible securities (including warrants) (x) | Shareholding as a % assuming full conversion of convertible securities as a % of diluted share capital (xi) = as a % of A+B+C2 | Number of Locked in shares (xii) |                                 | Number of shares pledged or otherwise encumbered (xiii) |                                 | Number of Shares held in dematerialized form (xv) |      |   |
|  |  |                |                              |  |                                |   |  |   | Class  | No. of voting Rights | Total       |                                     |  |  | No.                              | As a % of total shares held (b) | No.   | As a % of total shares held (b) |   |      |   |
|  |  |                |                              |  |                                |   |  |   |  |                      |             |                                     |  |  |                                  |                                 |   |                                 |   | X    | Y |
| 1  | Indian   |                |                              |  |                                |   |  |   |  |                      |             |                                     |  |  |                                  |                                 |   |                                 |   |      |   |
| (a)  | Individual/Fund/ Undivided Family                          |                | 5                            | 27,29,603                                    | 0                              | 0   | 27,29,603                                    | 17.18   | 27,29,603  | 0                    | 27,29,603   | 17.18                               | 0  | 17.18  | 0                                | 0.00                            | 0   | 0.00                            | 0   | 0.00 | - |
|  | Ashok Kumar Agarwal  | Promoter       | 1                            | 68,1478                                      | 0                              | 0   | 6,81,478                                     | 4.29  | 6,81,478   | 0                    | 6,81,478    | 4.29                                | 0  | 4.29   | 0                                | 0.00                            | 0   | 0.00                            | 0   | 0.00 | - |
|  | Ashok Kumar Agarwal  | Promoter Group | 1                            | 92,75,93.5                                   | 0                              | 0   | 9,27,594                                     | 5.84  | 9,27,594   | 0                    | 9,27,594    | 5.84                                | 0  | 5.84   | 0                                | 0.00                            | 0   | 0.00                            | 0   | 0.00 | - |
|  | Ayan Kari  | Promoter Group | 1                            | 6,71,875                                     | 0                              | 0   | 6,71,875                                     | 4.23  | 6,71,875   | 0                    | 6,71,875    | 4.23                                | 0  | 4.23   | 0                                | 0.00                            | 0   | 0.00                            | 0   | 0.00 | - |
|  | Ayan Agarwal   | Promoter Group | 1                            | 26,11,560                                    | 0                              | 0   | 2,61,156                                     | 1.64  | 2,61,156   | 0                    | 2,61,156    | 1.64                                | 0  | 1.64   | 0                                | 0.00                            | 0   | 0.00                            | 0   | 0.00 | - |
|  | Maretha Agarwal  | Promoter Group | 1                            | 18,75,000                                    | 0                              | 0   | 1,87,500                                     | 1.18  | 1,87,500   | 0                    | 1,87,500    | 1.18                                | 0  | 1.18   | 0                                | 0.00                            | 0   | 0.00                            | 0   | 0.00 | - |
| (b)  | Central Government/State Government(s)                     |                | 0                            | 0  | 0                              | 0   | -  | 0   | -  | 0                    | -           | 0                                   | 0  | 0.00   | 0                                | 0.00                            | 0   | 0.00                            | 0   | 0.00 | - |
| (c)  | Financial Institutions / Banks                             |                | 0                            | 0  | 0                              | 0   | -  | 0   | -  | 0                    | -           | 0                                   | 0  | 0.00   | 0                                | 0.00                            | 0   | 0.00                            | 0   | 0.00 | - |
|  | Any Other (specify)  |                | 3                            | 89,05,900                                    | 0                              | 0   | 89,05,900                                    | 56.04   | 89,05,900  | 0                    | 89,05,900   | 56.04                               | 0  | 56.04  | 0                                | 0.00                            | 0   | 0.00                            | 0   | 0.00 | - |
| (d)  | Body Corporate   |                | 3                            | 89,05,900                                    | 0                              | 0   | 89,05,900                                    | 56.04   | 89,05,900  | 0                    | 89,05,900   | 56.04                               | 0  | 56.04  | 0                                | 0.00                            | 0   | 0.00                            | 0   | 0.00 | - |
|  | Ayan Farinada Private Ltd.                                 | Promoter Group | 1                            | 20,48,753                                    | 0                              | 0   | 20,48,753                                    | 12.89   | 20,48,753  | 0                    | 20,48,753   | 12.89                               | 0  | 12.89  | 0                                | 0.00                            | 0   | 0.00                            | 0   | 0.00 | - |
|  | Bronada Investment Ltd.                                    | Promoter Group | 1                            | 60,60,784                                    | 0                              | 0   | 60,60,784                                    | 38.14   | 60,60,784  | 0                    | 60,60,784   | 38.14                               | 0  | 38.14  | 0                                | 0.00                            | 0   | 0.00                            | 0   | 0.00 | - |
|  | TCI Bronada Projects Limited                               | Promoter Group | 1                            | 7,96,363                                     | 0                              | 0   | 7,96,363                                     | 5.01  | 7,96,363   | 0                    | 7,96,363    | 5.01                                | 0  | 5.01   | 0                                | 0.00                            | 0   | 0.00                            | 0   | 0.00 | - |
|  | Sub Total (A1)   |                | 8                            | 1,16,35,502                                  | 0                              | 0   | 1,16,35,502                                  | 73.22   | 1,16,35,502  | 0                    | 1,16,35,502 | 73.22                               | 0  | 73.22  | 0                                | 0.00                            | 0   | 0.00                            | 0   | 0.00 | - |
| 2  | Foreign  |                |                              |  |                                |   |  |   |  |                      |             |                                     |  |  |                                  |                                 |   |                                 |   |      |   |
| (a)  | Individuals (Non-Resident Individuals/Foreign Individuals) |                | 0                            | 0  | 0                              | 0   | -  | 0.00  | -  | 0                    | -           | 0.00                                | 0  | 0.00   | 0                                | 0.00                            | 0   | 0.00                            | 0   | 0.00 | - |
| (b)  | Government   |                | 0                            | 0  | 0                              | 0   | -  | 0.00  | -  | 0                    | -           | 0.00                                | 0  | 0.00   | 0                                | 0.00                            | 0   | 0.00                            | 0   | 0.00 | - |
| (c)  | Institutions   |                | 0                            | 0  | 0                              | 0   | -  | 0.00  | -  | 0                    | -           | 0.00                                | 0  | 0.00   | 0                                | 0.00                            | 0   | 0.00                            | 0   | 0.00 | - |
| (d)  | Foreign Portfolio Investor                                 |                | 0                            | 0  | 0                              | 0   | -  | 0.00  | -  | 0                    | -           | 0.00                                | 0  | 0.00   | 0                                | 0.00                            | 0   | 0.00                            | 0   | 0.00 | - |
| (e)  | Any Other (specify) Bodies                                 |                | 0                            | 0  | 0                              | 0   | -  | 0.00  | -  | 0                    | -           | 0.00                                | 0  | 0.00   | 0                                | 0.00                            | 0   | 0.00                            | 0   | 0.00 | - |
| (f)  | Any Other (specify) Group                                  |                | 0                            | 0  | 0                              | 0   | -  | 0.00  | -  | 0                    | -           | 0.00                                | 0  | 0.00   | 0                                | 0.00                            | 0   | 0.00                            | 0   | 0.00 | - |
| (g)  | Body Corporate   |                | 0                            | 0  | 0                              | 0   | -  | 0.00  | -  | 0                    | -           | 0.00                                | 0  | 0.00   | 0                                | 0.00                            | 0   | 0.00                            | 0   | 0.00 | - |
|  | Sub Total (A2)   |                | 0                            | 0  | 0                              | 0   | -  | 0.00  | -  | 0                    | -           | 0.00                                | 0  | 0.00   | 0                                | 0.00                            | 0   | 0.00                            | 0   | 0.00 | - |
|  | Total Shareholding of Promoter and Promoter Group (A1+A2)  |                | 8                            | 1,16,35,502                                  | 0                              | 0   | 1,16,35,502                                  | 73.22   | 1,16,35,502  | 0                    | 1,16,35,502 | 73.22                               | 0  | 73.22  | 0                                | 0.00                            | 0   | 0.00                            | 0   | 0.00 | - |

For Transwire Forex Limited  
  
 Authorised Signatory

Table III - Statement showing Shareholding Pattern of the Public shareholder

| Table III - Statement Showing Shareholding Pattern of the Public Shareholders |   |                              |  |                                |   |  |  |  |         |          |   |  |   |                                   |                                 |  |                                 |   |
|---|---|------------------------------|--|--------------------------------|---|--|--|--|---------|----------|---|--|---|-----------------------------------|---------------------------------|--|---------------------------------|---|
| Category Code   | Category and Name of the shareholders (i)                                     | Number of shareholders (iii) | No. of fully paid-up equity shares held (iv) | Partly paid-up equity held (v) | No. of shares underlying Depository Receipts (vi) | Total Nos. shares held (vii) = (iv)+(v)+(vi) | Shareholding % calculated as per SCRR 1957 As a % of (A+B+C2) (viii) | No. of voting Rights held in each class of securities (ix) |         |          | Total as a % of Total voting rights (x) | No. of shares underlying outstanding convertible warrants (xi) | Shareholding as a % assuming full conversion of convertible securities as a % of diluted share capital (xii) = as a % of A+B+C2 | Number of Locked in shares (xiii) |                                 | Number of shares pledged or otherwise encumbered (xiv) |                                 | Number of Shares held in dematerialized form (xv) |
|   |   |                              |  |                                |   |  |  | Class X  | Class Y | Total    |   |  |   | No. (a)                           | As a % of total shares held (b) | No. (a)  | As a % of total shares held (b) |   |
| 1   | Institutions  |                              |  |                                |   |  |  |  |         |          |   |  |   |                                   |                                 |  |                                 |   |
| (a)   | Mutual Funds/UTI  | 0                            | 0  | 0                              | 0   | 0  | 0.00   | 0  | 0       | 0        | 0.00                                    | 0  | 0.00  | 0                                 | 0.00                            | 0  | 0.00                            | 0   |
| (b)   | Venture Capital Funds   | 0                            | 0  | 0                              | 0   | 0  | 0.00   | 0  | 0       | 0        | 0.00                                    | 0  | 0.00  | 0                                 | 0.00                            | 0  | 0.00                            | 0   |
| (c)   | Alternate Investment Funds  | 0                            | 0  | 0                              | 0   | 0  | 0.00   | 0  | 0       | 0        | 0.00                                    | 0  | 0.00  | 0                                 | 0.00                            | 0  | 0.00                            | 0   |
| (d)   | Foreign Venture Capital Investors   | 0                            | 0  | 0                              | 0   | 0  | 0.00   | 0  | 0       | 0        | 0.00                                    | 0  | 0.00  | 0                                 | 0.00                            | 0  | 0.00                            | 0   |
| (e)   | Foreign Portfolio Investors/FII   | 2                            | 209  | 0                              | 0   | 209  | 0.00   | 209  | 0       | 209      | 0.00                                    | 0  | 0.00  | 0                                 | 0.00                            | 0  | 0.00                            | 0   |
| (f)   | Financial Institutions / Banks  | 4                            | 1261   | 0                              | 0   | 1261   | 0.00   | 1261   | 0       | 1261     | 0.01                                    | 0  | 0.00  | 0                                 | 0.00                            | 0  | 0.00                            | 0   |
| (g)   | Insurance Companies   | 0                            | 0  | 0                              | 0   | 0  | 0.00   | 0  | 0       | 0        | 0.00                                    | 0  | 0.00  | 0                                 | 0.00                            | 0  | 0.00                            | 0   |
| (h)   | Provident Funds / Pension Funds   | 0                            | 0  | 0                              | 0   | 0  | 0.00   | 0  | 0       | 0        | 0.00                                    | 0  | 0.00  | 0                                 | 0.00                            | 0  | 0.00                            | 0   |
| (i)   | Any Other (specify)   | 0                            | 0  | 0                              | 0   | 0  | 0.00   | 0  | 0       | 0        | 0.00                                    | 0  | 0.00  | 0                                 | 0.00                            | 0  | 0.00                            | 0   |
|   | Sub Total (BX1)   | 6                            | 1470   | 0                              | 0   | 1470   | 0.01   | 1470   | 0       | 1470     | 0.01                                    | 0  | 0.01  | 0                                 | 0.00                            | 0  | 0.00                            | 0   |
| (2)   | Central Government/State Government(s)/ President of India                    |                              |  |                                |   |  |  |  |         |          |   |  |   |                                   |                                 |  |                                 |   |
|   | Sub Total (BX2)   | 0                            | 0  | 0                              | 0   | 0  | 0.00   | 0  | 0       | 0        | 0.00                                    | 0  | 0.00  | 0                                 | 0.00                            | 0  | 0.00                            | 0   |
| 3   | Non-institutions  |                              |  |                                |   |  |  |  |         |          |   |  |   |                                   |                                 |  |                                 |   |
| (a-1)   | Individuals - shareholders holding nominal share capital up to Rs. 2 Lakh     | 3420                         | 1702114                                      | 0                              | 0   | 1702114                                      | 0.00   | 1702114  | 0       | 1702114  | 10.71                                   | 0  | 10.71   | 0                                 | 0.00                            | 0  | 0.00                            | 0   |
| (a-2)   | Individual shareholders holding nominal share capital in excess of Rs. 2 Lakh | 3                            | 3329145                                      | 0                              | 0   | 3329145                                      | 0.00   | 3329145  | 0       | 3329145  | 2.09                                    | 0  | 2.09  | 0                                 | 0.00                            | 0  | 0.00                            | 0   |
| (b)   | NBFCs registered with RBI   | 0                            | 0  | 0                              | 0   | 0  | 0.00   | 0  | 0       | 0        | 0.00                                    | 0  | 0.00  | 0                                 | 0.00                            | 0  | 0.00                            | 0   |
| (c)   | Employee Trusts   | 0                            | 0  | 0                              | 0   | 0  | 0.00   | 0  | 0       | 0        | 0.00                                    | 0  | 0.00  | 0                                 | 0.00                            | 0  | 0.00                            | 0   |
| (d)   | Overseas Depositories (holding DRs) (balancing figure)                        | 352                          | 22103715                                     | 0                              | 0   | 22103715                                     | 0.00   | 22103715   | 0       | 22103715 | 13.97                                   | 0  | 13.97   | 0                                 | 0.00                            | 0  | 0.00                            | 0   |
| (e)   | Any Other (specify)   | 63                           | 1860749                                      | 0                              | 0   | 1860749                                      | 0.00   | 1860749  | 0       | 1860749  | 11.71                                   | 0  | 11.71   | 0                                 | 0.00                            | 0  | 0.00                            | 0   |
|   | Sub Total (BX3)   | 1                            | 7158265                                      | 0                              | 0   | 715827                                       | 0.00   | 715827   | 0       | 715827   | 4.5                                     | 0  | 4.5   | 0                                 | 0.00                            | 0  | 0.00                            | 0   |
|   | Totals  | 173                          | 9729505                                      | 0                              | 0   | 9729605                                      | 0.00   | 9729605  | 0       | 9729605  | 6.12                                    | 0  | 6.12  | 0                                 | 0.00                            | 0  | 0.00                            | 0   |
|   | Non Resident Indians  | 14787                        | 14787  | 0                              | 0   | 14787  | 0.00   | 14787  | 0       | 14787    | 0.09                                    | 0  | 0.09  | 0                                 | 0.00                            | 0  | 0.00                            | 0   |
|   | Non Resident Non Repatriates  | 23                           | 26787  | 0                              | 0   | 26787  | 0.00   | 26787  | 0       | 26787    | 0.17                                    | 0  | 0.17  | 0                                 | 0.00                            | 0  | 0.00                            | 0   |
|   | Overseas corporate bodies   | 0                            | 0  | 0                              | 0   | 0  | 0.00   | 0  | 0       | 0        | 0.00                                    | 0  | 0.00  | 0                                 | 0.00                            | 0  | 0.00                            | 0   |
|   | Foreign Nationals   | 0                            | 0  | 0                              | 0   | 0  | 0.00   | 0  | 0       | 0        | 0.00                                    | 0  | 0.00  | 0                                 | 0.00                            | 0  | 0.00                            | 0   |
|   | Totals  | 0                            | 0  | 0                              | 0   | 0  | 0.00   | 0  | 0       | 0        | 0.00                                    | 0  | 0.00  | 0                                 | 0.00                            | 0  | 0.00                            | 0   |
|   | Foreign Portfolio Investor (Individual)                                       | 0                            | 0  | 0                              | 0   | 0  | 0.00   | 0  | 0       | 0        | 0.00                                    | 0  | 0.00  | 0                                 | 0.00                            | 0  | 0.00                            | 0   |
|   | Clearing Member   | 5                            | 20015  | 0                              | 0   | 2002   | 0.00   | 2002   | 0       | 2002     | 0.01                                    | 0  | 0.01  | 0                                 | 0.00                            | 0  | 0.00                            | 0   |
|   | Foreign Body  | 0                            | 0  | 0                              | 0   | 0  | 0.00   | 0  | 0       | 0        | 0.00                                    | 0  | 0.00  | 0                                 | 0.00                            | 0  | 0.00                            | 0   |
|   | Licensed or Suspense or Escrow Account  | 0                            | 0  | 0                              | 0   | 0  | 0.00   | 0  | 0       | 0        | 0.00                                    | 0  | 0.00  | 0                                 | 0.00                            | 0  | 0.00                            | 0   |
|   | Resident IEP  | 86                           | 280244                                       | 0                              | 0   | 280244                                       | 0.00   | 280244   | 0       | 280244   | 1.76                                    | 0  | 1.76  | 0                                 | 0.00                            | 0  | 0.00                            | 0   |
|   | Custodian   | 0                            | 0  | 0                              | 0   | 0  | 0.00   | 0  | 0       | 0        | 0.00                                    | 0  | 0.00  | 0                                 | 0.00                            | 0  | 0.00                            | 0   |
|   | Director & Relatives  | 0                            | 0  | 0                              | 0   | 0  | 0.00   | 0  | 0       | 0        | 0.00                                    | 0  | 0.00  | 0                                 | 0.00                            | 0  | 0.00                            | 0   |
|   | Employee Office Bearers   | 2                            | 34803  | 0                              | 0   | 34803  | 0.00   | 34803  | 0       | 34803    | 0.22                                    | 0  | 0.22  | 0                                 | 0.00                            | 0  | 0.00                            | 0   |
|   | IEPF  | 3775                         | 4254400                                      | 0                              | 0   | 4254400                                      | 0.00   | 4254400  | 0       | 4254400  | 26.77                                   | 0  | 26.77   | 0                                 | 0.00                            | 0  | 0.00                            | 0   |
|   | Sub Total (BX3)   | 3781                         | 4255870                                      | 0                              | 0   | 4255870                                      | 26.76  | 4255870  | 0       | 4255870  | 26.76                                   | 0  | 26.76   | 0                                 | 0.00                            | 0  | 0.00                            | 0   |
|   | Total Public Shareholding (B)=(BX1)+(BX2)+(BX3)                               |                              |  |                                |   |  |  |  |         |          |   |  |   |                                   |                                 |  |                                 |   |



Table IV - Statement showing Shareholding Pattern of the Non Promoter - Non Public shareholder

| Category<br>IV<br>code | Category and Name<br>of the<br>shareholders  | Number of<br>sharehold<br>ers<br>(III) | No. of fully<br>paid up<br>equity<br>shares<br>(IV) | Partly<br>paid-<br>up<br>equit<br>y share<br>s held<br>(V) | No. of<br>shares<br>underlyin<br>g Depositor<br>y Receipts<br>(VI) | Total Nos.<br>shares<br>held<br>(VII =<br>IV+V+VI) | Sharehol<br>ding<br>%<br>calculate<br>as per<br>(VIII) | No of voting<br>Rights held in<br>each class of<br>securities<br>(IX) |                |                |   | No of<br>shares<br>underlying<br>outstandin<br>g<br>(X) | Shareholding<br>as a %<br>assuming<br>full<br>conversion | Number of<br>Locked in<br>shares<br>(XII) |   | Number of shares<br>pledged or<br>otherwise<br>encumbered<br>(XIII) |   | Number<br>of Shares<br>held in<br>demateriali<br>zed<br>form<br>(XIV) |
|------------------------|--|--|---|--|--|--|--|---|----------------|----------------|---|---|--|---|---|---|---|---|
|                        |  |  |   |  |  |  |  | No of voting<br>Rights  | Cla<br>ss<br>X | Cla<br>ss<br>Y | Tot<br>al<br>as<br>a %<br>of<br>Total<br>vot<br>ing<br>rig<br>hts |   |  | No.<br>(a)                                | As a % of<br>total<br>shares<br>held<br>(b) | No.<br>(a)  | As a % of<br>total<br>shares<br>held<br>(b) |   |
| (1)                    | Custodian/ DR Holder   | 0                                      | 0   | 0  | 0  | 0  | 0.000  | 0   | 0              | 0              | 0   | 0   | 0  | 0   | 0.000                                       | 0   | 0.000                                       | 0   |
| (2)                    | Employee Benefit Trust (under<br>SEBI (Share Based Employee<br>Benefit) Regulations, 2014)<br>Total Non-Promoter-Non<br>Public Shareholding (C) =<br>(C)(1)+(C)(2) | 0                                      | 0   | 0  | 0  | 0  | 0.000  | 0   | 0              | 0              | 0   | 0   | 0  | 0   | 0.000                                       | 0   | 0.000                                       | 0   |

For Transwise Forex Limited

Authorised Signatory



Table V- Statement showing details of significant beneficial owners (SBOs)

| Sr. No | Details of the Significant Beneficial Owner(SBO) (I) |   |             | Details of the registered owner (II)                         |  |             | Details of holding/ exercise of right of the SBO in the reporting company, whether direct or indirect: (III) |                   |  |                     |                                   | Date of creation / acquisition of significant beneficial interest (IV) |
|--------|--|---|-------------|--|--|-------------|--|-------------------|--|---------------------|-----------------------------------|--|
|        | Name   | PAN/ Passport No. in case of a foreign national | Nationality | Name   | PAN /Passport No.in case of a foreign national | Nationality | Shares (%)   | Voting rights (%) | Rights on distributable (%) Dividend or any other Distribution | Exercise of control | Exercise of significant Influence |  |
| 1      | Ashok Kumar Agarwal                                  |   | India       | Ashok Kumar & Sons HUF through its Karta Ashok Kumar Agarwal | -  | India       | 10   | 10                | 10   | Yes                 | Yes                               | 28/07/2001   |
|        |  |   |             |  |  |             |  |                   |  |                     |                                   |  |

For Transwire Forex Limited

  
 Authorised Signatory

Format of Holding of Specified Securities

- 1 Name of the entity: **TRANSWIRE FOREX LIMITED**
- 2 Scrip Code : NA
- 3 Name of Scrip : NA
- 4 Class of Security : **Equity Shares**

- 3 Share Holding Pattern filed under Reg 31(1)(b) as on June 24, 2022: **Pre Scheme of Arrangement**
- 4 **DECLARATION** : The Listed Entity is required to submit the following declaration to the extent of Submission of information

|   | Particulars   | Yes | No |
|---|---|-----|----|
| 1 | Whether the Listed Entity has issued any partly paid up shares ?                        |     | NO |
| 2 | Whether the Listed Entity has issued any Convertible Securities ?                       |     | NO |
| 3 | Whether the Listed Entity has issued any Warrants ?                                     |     | NO |
| 4 | Whether the Listed Entity has any shares against which Depository receipts are issued ? |     | NO |
| 5 | Whether the Listed Entity has any shares in locked-in ?                                 |     | NO |
| 6 | Whether any shares held by Promoters are pledged or otherwise encumbered ?              |     | NO |
| 7 | Whether Company has equity shares with differential voting rights                       |     | NO |

**For Transwire Forex Limited**

Authorised Signatory

*[Signature]*  
**Fdr-Transcorp Payments Limited**

*[Signature]*  
**Authorised Signatory**

For the purpose of the study  
the following data was collected

the following data was collected

Table 1 - Summary Statement holding of specified securities

| Category<br>code<br>(i) | Category and Name<br>of the<br>shareholders<br>(ii) | Number of<br>shareholders<br>(iii) | No. of fully<br>paid up<br>equity shares<br>held<br>(iv) | Partly<br>paid-up<br>equity<br>shares<br>held<br>(v) | No. of shares<br>underlying<br>Depository<br>Receipts<br>(vi) | Total Nos.<br>shares<br>held<br>(vii =<br>iv+v+vi) | Shareholding<br>as per<br>SCRT 1987<br>As a % of<br>(A+B+C)<br>(viii) | No of voting Rights held in<br>each class of securities<br>(ix) |            |          | Total as<br>a % of<br>(A+B+<br>C)<br>(x) | No of shares<br>underlying<br>convertible<br>securities<br>(including<br>warrants)<br>(xi) | Shareholding<br>as a % assuming<br>full conversion<br>of convertible<br>or diluted share<br>capital<br>(xi + (vii)-(x))<br>as a % of A+B+C+2 | Number of<br>shares<br>located in<br>(xii) |  | Number of shares<br>pledged or otherwise<br>encumbered<br>(xiii) |  | Number<br>of shares<br>held in<br>dematerialized<br>form<br>(xiv) |
|-------------------------|---|------------------------------------|--|--|---|--|---|---|------------|----------|--|--|--|--|--|--|--|---|
|                         |   |                                    |  |  |   |  |   | Class<br>X  | Class<br>Y | Total    |  |  |  | No.<br>(a)                                 | As a % of<br>total shares<br>held<br>(b) | No.<br>(a)   | As a % of<br>total shares<br>held<br>(b) |   |
| (A)                     | Pioneer and Pioneer Group                           | 7                                  | 2,50,000   | 0  | 0   | 2,50,000   | 100.00  | 2,50,000  | 0          | 2,50,000 | 100.00                                   | 0  | 100.00   | 0  | 0.00                                     | 0  | 0.00                                     | 0   |
| (B)                     | Public  | 0                                  | 0  | 0  | 0   | 0  | 0.00  | 0   | 0          | 0        | 0.00                                     | 0  | 0.00   | 0  | 0.00                                     | 0  | 0.00                                     | 0   |
| (C)                     | Non Pioneer - Non Public                            | 0                                  | 0  | 0  | 0   | 0  | 0.00  | 0   | 0          | 0        | 0.00                                     | 0  | 0.00   | 0  | 0.00                                     | 0  | 0.00                                     | 0   |
| (C1)                    | Shares underlying DRs                               | 0                                  | 0  | 0  | 0   | 0  | 0.00  | 0   | 0          | 0        | 0.00                                     | 0  | 0.00   | 0  | 0.00                                     | 0  | 0.00                                     | 0   |
| (C2)                    | Shares held by Employee Trusts                      | 0                                  | 0  | 0  | 0   | 0  | 0.00  | 0   | 0          | 0        | 0.00                                     | 0  | 0.00   | 0  | 0.00                                     | 0  | 0.00                                     | 0   |
|                         | Total   | 7                                  | 2,50,000   | 0  | 0   | 2,50,000   | 100.00  | 2,50,000  | 0          | 2,50,000 | 100.00                                   | 0  | 100.00   | 0  | 0.00                                     | 0  | 0.00                                     | 0   |

  
For Transwire Forex Limited  
Authorised Signatory



Table II - Statement showing Shareholding Pattern of the Promoter and Promoter Group

| Category code | Category and Name of the shareholders (i)                  | Entity Type | PAN (ii)   | Number of shareholders (iii) | No. of fully paid up equity shares held (iv) | Partly paid-up equity held (v) | No. of shares underlying Depository Receipts (vi) | Total Nos. shares held (vii) = (iv)+(v)+(vi) | Shareholding % calculated as per SCRR 1957 as a % of (A+B+C2) (viii) | No. of voting Rights held in each class of securities (ix) |         |          | Total as a % of voting rights (x) | No. of shares underlying outstanding convertible securities (xi) | Shareholding as a % assuming full conversion of convertible securities as a % of diluted shares as a % of A+B+C2 (xii) | Number of Locked in shares (xiii) |                                 | Number of shares pledged or otherwise encumbered (xiv) |                                 | Number of Shares held in dematerialized form (xv) (1%) |
|---------------|--|-------------|------------|------------------------------|--|--------------------------------|---|--|--|--|---------|----------|-----------------------------------|--|--|-----------------------------------|---------------------------------|--|---------------------------------|--|
|               |  |             |            |                              |  |                                |   |  |  | Class X  | Class Y | Total    |                                   |  |  | No.                               | As a % of total shares held (b) | No.  | As a % of total shares held (c) |  |
|               |  |             |            |                              |  |                                |   |  |  |  |         |          |                                   |  |  |                                   |                                 |  |                                 |  |
| 1             | Indian   |             |            |                              |  |                                |   |  |  |  |         |          |                                   |  |  |                                   |                                 |  |                                 |  |
| (a)           | Industrial/Institutional Entity                            | Promoter    | AATPS586P  | 6                            | 6  | 0                              | 0   | 6  | 0.00   | 6  | 0       | 6        | 0.00                              | 0  | 0.00   | 0                                 | 0.00                            | 0  | 0.00                            | -  |
|               | Geop Keshav Sharma *                                       | Promoter    | ABWPC667M  | 1                            | 1  | 0                              | 0   | 1  | 0.00   | 1  | 0       | 1        | 0.00                              | 0  | 0.00   | 0                                 | 0.00                            | 0  | 0.00                            | -  |
|               | Harish Sahu Choudhary *                                    | Promoter    | AAJPA7365C | 1                            | 1  | 0                              | 0   | 1  | 0.00   | 1  | 0       | 1        | 0.00                              | 0  | 0.00   | 0                                 | 0.00                            | 0  | 0.00                            | -  |
|               | Madan Kumar Mishra *                                       | Promoter    | CHBS56023P | 1                            | 1  | 0                              | 0   | 1  | 0.00   | 1  | 0       | 1        | 0.00                              | 0  | 0.00   | 0                                 | 0.00                            | 0  | 0.00                            | -  |
|               | Arunach Sanyal *   | Promoter    | BGTF06091M | 1                            | 1  | 0                              | 0   | 1  | 0.00   | 1  | 0       | 1        | 0.00                              | 0  | 0.00   | 0                                 | 0.00                            | 0  | 0.00                            | -  |
|               | Theri Karmar *   | Promoter    | BDAT53541P | 1                            | 1  | 0                              | 0   | 1  | 0.00   | 1  | 0       | 1        | 0.00                              | 0  | 0.00   | 0                                 | 0.00                            | 0  | 0.00                            | -  |
| (b)           | Southern Gujarat *   | Promoter    | BDAT53541P | 1                            | 1  | 0                              | 0   | 1  | 0.00   | 1  | 0       | 1        | 0.00                              | 0  | 0.00   | 0                                 | 0.00                            | 0  | 0.00                            | -  |
| (c)           | Central Government/State Government(s)                     |             |            | 0                            | 0  | 0                              | 0   | 0  | 0.00   | 0  | 0       | 0        | 0.00                              | 0  | 0.00   | 0                                 | 0.00                            | 0  | 0.00                            | -  |
| (d)           | Financial Institutions / Banks                             |             |            | 0                            | 0  | 0                              | 0   | 0  | 0.00   | 0  | 0       | 0        | 0.00                              | 0  | 0.00   | 0                                 | 0.00                            | 0  | 0.00                            | -  |
|               | Any Other (Specify)  | Promoter    | AKGPM6078H | 1                            | 2,40,004                                     | 0                              | 0   | 2,40,004                                     | 100.00   | 2,40,004   | 0       | 2,40,004 | 100.00                            | 0  | 100.00   | 0                                 | 0.00                            | 0  | 0.00                            | -  |
|               | Transcorp International Limited                            |             |            | 7                            | 2,50,000                                     | 0                              | 0   | 2,50,000                                     | 100.00   | 2,50,000   | 0       | 2,50,000 | 100.00                            | 0  | 100.00   | 0                                 | 0.00                            | 0  | 0.00                            | -  |
|               | Sub Total (A1)   |             |            |                              |  |                                |   |  |  |  |         |          |                                   |  |  |                                   |                                 |  |                                 | -  |
| 2             | Foreign  |             |            |                              |  |                                |   |  |  |  |         |          |                                   |  |  |                                   |                                 |  |                                 | -  |
| (a)           | Foreign (Non-Resident Institutional/Foreign Individuals)   |             |            | 0                            | 0  | 0                              | 0   | 0  | 0.00   | 0  | 0       | 0        | 0.00                              | 0  | 0.00   | 0                                 | 0.00                            | 0  | 0.00                            | -  |
| (b)           | Government   |             |            | 0                            | 0  | 0                              | 0   | 0  | 0.00   | 0  | 0       | 0        | 0.00                              | 0  | 0.00   | 0                                 | 0.00                            | 0  | 0.00                            | -  |
| (c)           | Foreign Portfolio Investor                                 |             |            | 0                            | 0  | 0                              | 0   | 0  | 0.00   | 0  | 0       | 0        | 0.00                              | 0  | 0.00   | 0                                 | 0.00                            | 0  | 0.00                            | -  |
| (d)           | Any Other (Specify) Bodies                                 |             |            | 0                            | 0  | 0                              | 0   | 0  | 0.00   | 0  | 0       | 0        | 0.00                              | 0  | 0.00   | 0                                 | 0.00                            | 0  | 0.00                            | -  |
| (e)           | Any Other (Specify) Group                                  |             |            | 0                            | 0  | 0                              | 0   | 0  | 0.00   | 0  | 0       | 0        | 0.00                              | 0  | 0.00   | 0                                 | 0.00                            | 0  | 0.00                            | -  |
| (f)           | Body Corporate   |             |            | 0                            | 0  | 0                              | 0   | 0  | 0.00   | 0  | 0       | 0        | 0.00                              | 0  | 0.00   | 0                                 | 0.00                            | 0  | 0.00                            | -  |
|               | Sub Total (A2)   |             |            | 0                            | 0  | 0                              | 0   | 0  | 0.00   | 0  | 0       | 0        | 0.00                              | 0  | 0.00   | 0                                 | 0.00                            | 0  | 0.00                            | -  |
|               | Total Shareholding of Promoter and Promoter Group (A+B+C2) |             |            | 7                            | 2,50,000                                     | 0                              | 0   | 2,50,000                                     | 100.00   | 2,50,000   | 0       | 2,50,000 | 100.00                            | 0  | 100.00   | 0                                 | 0.00                            | 0  | 0.00                            | -  |

\*The shareholders are nominee shareholders of Transcorp International Limited

For Transcorp Forex Limited  
Authorised Signatory

Table III - Statement showing Shareholding Pattern of the Public shareholder

| Category code | Category and Name of the shareholders (i)                                     | PAN (ii) | Number of shareholders (iii) | No. of fully paid up equity shares held (iv) | Partly paid-up equity shares held (v) | No. of shares underlying Depository Receipts (vi) | Total Nos. shares held (vii) = (iv)+(v)+(vi) | Shareholding % calculate as per SCRR 1957 As a % of (A+B+C2) (viii) | No. of voting Rights held in each class of securities (ix) |         |       | Total as a % of Total voting rights | No. of shares underlying outstanding convertible (including warrants) (x) | Shareholding as a % assuming full conversion of convertible securities as a % of diluted share capital (xi) = as a % of A+B+C2 | Number of Locked in shares (xii) | As a % of total shares (b) | Number of shares pledged or otherwise encumbered (xiii) | As a % of total shares held (b) | Number of Shares held in dematerialized form (xiv) |
|---------------|---|----------|------------------------------|--|---------------------------------------|---|--|---|--|---------|-------|-------------------------------------|---|--|----------------------------------|----------------------------|---|---------------------------------|--|
|               |   |          |                              |  |                                       |   |  |   | (x)  |         |       |                                     |   |  |                                  |                            |   |                                 |  |
|               |   |          |                              |  |                                       |   |  |   | Class X  | Class Y | Total |                                     |   |  |                                  |                            |   |                                 |  |
| 1             | Institutions  |          |                              |  |                                       |   |  |   |  |         |       |                                     |   |  |                                  |                            |   |                                 |  |
| (a)           | Mutual Funds (1)  |          | 0                            | 0  | 0                                     | 0   | 0  | 0.00  | 0  | 0       | 0     | 0.00                                | 0   | 0.00   | 0                                | 0.00                       | 0   | 0.00                            | 0  |
| (b)           | Venture Capital Funds   |          | 0                            | 0  | 0                                     | 0   | 0  | 0.00  | 0  | 0       | 0     | 0.00                                | 0   | 0.00   | 0                                | 0.00                       | 0   | 0.00                            | 0  |
| (c)           | Alternate Investment Funds  |          | 0                            | 0  | 0                                     | 0   | 0  | 0.00  | 0  | 0       | 0     | 0.00                                | 0   | 0.00   | 0                                | 0.00                       | 0   | 0.00                            | 0  |
| (d)           | Foreign Venture Capital Investors   |          | 0                            | 0  | 0                                     | 0   | 0  | 0.00  | 0  | 0       | 0     | 0.00                                | 0   | 0.00   | 0                                | 0.00                       | 0   | 0.00                            | 0  |
| (e)           | Foreign Portfolio Investors (1)   |          | 0                            | 0  | 0                                     | 0   | 0  | 0.00  | 0  | 0       | 0     | 0.00                                | 0   | 0.00   | 0                                | 0.00                       | 0   | 0.00                            | 0  |
|               | First Sentier Investors (CVC - FSSAI Asia Focus Fund                          |          |                              | 0  | 0                                     | 0   | 0  | 0.00  | 0  | 0       | 0     | 0.00                                | 0   | 0.00   | 0                                | 0.00                       | 0   | 0.00                            | 0  |
|               | New York Life Insurance Company   |          |                              | 0  | 0                                     | 0   | 0  | 0.00  | 0  | 0       | 0     | 0.00                                | 0   | 0.00   | 0                                | 0.00                       | 0   | 0.00                            | 0  |
| (f)           | Financial Institutions / Banks  |          | 0                            | 0  | 0                                     | 0   | 0  | 0.00  | 0  | 0       | 0     | 0.00                                | 0   | 0.00   | 0                                | 0.00                       | 0   | 0.00                            | 0  |
| (g)           | Insurance Companies   |          | 0                            | 0  | 0                                     | 0   | 0  | 0.00  | 0  | 0       | 0     | 0.00                                | 0   | 0.00   | 0                                | 0.00                       | 0   | 0.00                            | 0  |
| (h)           | Provident Funds / Pension Funds   |          | 0                            | 0  | 0                                     | 0   | 0  | 0.00  | 0  | 0       | 0     | 0.00                                | 0   | 0.00   | 0                                | 0.00                       | 0   | 0.00                            | 0  |
| (i)           | Any Other (Specify)   |          | 0                            | 0  | 0                                     | 0   | 0  | 0.00  | 0  | 0       | 0     | 0.00                                | 0   | 0.00   | 0                                | 0.00                       | 0   | 0.00                            | 0  |
|               | New York Life International Holdings Ltd                                      |          |                              | 0  | 0                                     | 0   | 0  | 0.00  | 0  | 0       | 0     | 0.00                                | 0   | 0.00   | 0                                | 0.00                       | 0   | 0.00                            | 0  |
| (j)           | Any Other (Specify) Foreign Direct Investment (FDI)                           |          | 0                            | 0  | 0                                     | 0   | 0  | 0.00  | 0  | 0       | 0     | 0.00                                | 0   | 0.00   | 0                                | 0.00                       | 0   | 0.00                            | 0  |
| (k)           | Any Other (Specify) Foreign Institutional Investors                           |          | 0                            | 0  | 0                                     | 0   | 0  | 0.00  | 0  | 0       | 0     | 0.00                                | 0   | 0.00   | 0                                | 0.00                       | 0   | 0.00                            | 0  |
|               | India Insignia Value Fund   |          |                              | 0  | 0                                     | 0   | 0  | 0.00  | 0  | 0       | 0     | 0.00                                | 0   | 0.00   | 0                                | 0.00                       | 0   | 0.00                            | 0  |
| (3)           | Any Other (Specify) Qualified Foreign Investor                                |          |                              |  |                                       |   |  |   |  |         |       |                                     |   |  |                                  |                            |   |                                 |  |
|               | Sub Total (B)(1)  |          | 0                            | 0  | 0                                     | 0   | 0  | 0.00  | 0  | 0       | 0     | 0.00                                | 0   | 0.00   | 0                                | 0.00                       | 0   | 0.00                            | 0  |
| (2)           | Central Government/State Government(s)/ President of India                    |          | 0                            | 0  | 0                                     | 0   | 0  | 0.00  | 0  | 0       | 0     | 0.00                                | 0   | 0.00   | 0                                | 0.00                       | 0   | 0.00                            | 0  |
|               | Sub Total (B)(2)  |          | 0                            | 0  | 0                                     | 0   | 0  | 0.00  | 0  | 0       | 0     | 0.00                                | 0   | 0.00   | 0                                | 0.00                       | 0   | 0.00                            | 0  |
| 3             | Non-Institutions  |          |                              |  |                                       |   |  |   |  |         |       |                                     |   |  |                                  |                            |   |                                 |  |
| (a-i)         | Individuals - shareholders holding nominal share capital up to Rs.2 Lakh      |          | 0                            | 0  | 0                                     | 0   | 0  | 0.00  | 0  | 0       | 0     | 0.00                                | 0   | 0.00   | 0                                | 0.00                       | 0   | 0.00                            | 0  |
| (a-ii)        | Individual shareholders holding nominal share capital in excess of Rs. 2 Lakh |          | 0                            | 0  | 0                                     | 0   | 0  | 0.00  | 0  | 0       | 0     | 0.00                                | 0   | 0.00   | 0                                | 0.00                       | 0   | 0.00                            | 0  |
|               | Atul B. Lal   |          |                              | 0  | 0                                     | 0   | 0  | 0.00  | 0  | 0       | 0     | 0.00                                | 0   | 0.00   | 0                                | 0.00                       | 0   | 0.00                            | 0  |
| (b)           | NBFCs registered with RBI   |          | 0                            | 0  | 0                                     | 0   | 0  | 0.00  | 0  | 0       | 0     | 0.00                                | 0   | 0.00   | 0                                | 0.00                       | 0   | 0.00                            | 0  |
| (c)           | Any Other (Specify) Bodies Corporate  |          | 0                            | 0  | 0                                     | 0   | 0  | 0.00  | 0  | 0       | 0     | 0.00                                | 0   | 0.00   | 0                                | 0.00                       | 0   | 0.00                            | 0  |
| (d)           | Any Other (Specify) Non-Resident Indian Non-Resident                          |          | 0                            | 0  | 0                                     | 0   | 0  | 0.00  | 0  | 0       | 0     | 0.00                                | 0   | 0.00   | 0                                | 0.00                       | 0   | 0.00                            | 0  |
| (e)           | Any Other (Specify) Non-Resident Indian Resident                              |          | 0                            | 0  | 0                                     | 0   | 0  | 0.00  | 0  | 0       | 0     | 0.00                                | 0   | 0.00   | 0                                | 0.00                       | 0   | 0.00                            | 0  |
| (f)           | Any Other (Specify) Charities/Trusts  |          | 0                            | 0  | 0                                     | 0   | 0  | 0.00  | 0  | 0       | 0     | 0.00                                | 0   | 0.00   | 0                                | 0.00                       | 0   | 0.00                            | 0  |
| (g)           | Any Other (Specify) Trust   |          | 0                            | 0  | 0                                     | 0   | 0  | 0.00  | 0  | 0       | 0     | 0.00                                | 0   | 0.00   | 0                                | 0.00                       | 0   | 0.00                            | 0  |
| (h)           | Any Other (Specify) Director's & Their Relatives                              |          | 0                            | 0  | 0                                     | 0   | 0  | 0.00  | 0  | 0       | 0     | 0.00                                | 0   | 0.00   | 0                                | 0.00                       | 0   | 0.00                            | 0  |
| (i)           | Any Other (Specify) H.F.  |          | 0                            | 0  | 0                                     | 0   | 0  | 0.00  | 0  | 0       | 0     | 0.00                                | 0   | 0.00   | 0                                | 0.00                       | 0   | 0.00                            | 0  |
|               | Sub Total (B)(3)  |          | 0                            | 0  | 0                                     | 0   | 0  | 0.00  | 0  | 0       | 0     | 0.00                                | 0   | 0.00   | 0                                | 0.00                       | 0   | 0.00                            | 0  |
|               | Total Public Shareholding (B)=(B)(1)+(B)(2)+(B)(3)                            |          | 0                            | 0  | 0                                     | 0   | 0  | 0.00  | 0  | 0       | 0     | 0.00                                | 0   | 0.00   | 0                                | 0.00                       | 0   | 0.00                            | 0  |

  
**For Transwifre Forex Limited**  
 Authorised Signatory

Table IV - Statement showing Shareholding Pattern of the Non Promoter - Non Public shareholder

| Category IV code | Category and Name of the shareholders  | PAN (ii) | Number of sharehold ers (iii) | No. of fully paid up equity shares (iv) | Partly paid-up equity share s held (v) | No. of shares underlying Depository Receipts (vi) | Total Nos. shares held (vii) = (iv)+(v)+(vi) | Sharehold ing % calculate as per SCRR 1957 As a % of (A+B+C2) (viii) | No of voting Rights held in each class of securities (ix) |        |        |                  | No of shares underlying outstanding convertible securities (x) | Shareholding as a % assuming full conversion of convertible securities(as a % of diluted share capital) (xi) = (vii)+(x) as a % of A+B+C2 | Number of Locked in shares (xii) |           | Number of Shares pledged or otherwise encumbered (xiii) |           | Number of Shares held in demateriali zed form (xiv) |   |                        |                              |     |     |     |     |
|------------------|--|----------|-------------------------------|---|--|---|--|--|---|--------|--------|------------------|--|---|----------------------------------|-----------|---|-----------|---|---|------------------------|------------------------------|-----|-----|-----|-----|
|                  |  |          |                               |   |  |   |  |  | Cla ss  | Cla ss | Tot al | Tot al as a % of |  |   | No.                              | As a % of | No.   | As a % of |   |   |                        |                              |     |     |     |     |
|                  |  |          |                               |   |  |   |  |  |   |        |        |                  |  |   |                                  |           |   |           |   | Y | Tot al vot ing righ ts | (including vot warrants (x)) | (a) | (b) | (a) | (b) |
|                  |  |          |                               |   |  |   |  |  |   |        |        |                  |  |   |                                  |           |   |           |   |   |                        |                              |     |     |     |     |
| (1)              | Custodian/ DR Holder   |          | 0                             | 0                                       | 0                                      | 0   | 0  | 0.000  | 0   | 0      | 0      | 0                | 0  | 0   | 0.000                            | 0         | 0.000   | 0         |   |   |                        |                              |     |     |     |     |
| (2)              | Employee Benefit Trust (under SEBI (Share Based Employee Benefit) Regulations, 2014) |          | 0                             | 0                                       | 0                                      | 0   | 0  | 0.000  | 0   | 0      | 0      | 0                | 0  | 0   | 0.000                            | 0         | 0.000   | 0         |   |   |                        |                              |     |     |     |     |
|                  | Total Non-Promoter-Non Public Shareholding (C) = (C)(1)+(C)(2)                       |          | 0                             | 0                                       | 0                                      | 0   | 0  | 0.000  | 0   | 0      | 0      | 0                | 0  | 0   | 0.000                            | 0         | 0.000   | 0         |   |   |                        |                              |     |     |     |     |

For Transwair Forex Limited

Authorised Signatory

Table V- Statement showing details of significant beneficial owners (SBOs)

| Sr. No | Details of the Significant Beneficial Owner(SBO) (I) |   |             | Details of the registered owner (II) |  |             | Details of holding/ exercise of right of the SBO in the reporting company, whether direct or indirect: (III) |                   |  |                     |                                   | Date of creation / acquisition of significant beneficial interest (IV) |
|--------|--|---|-------------|--------------------------------------|--|-------------|--|-------------------|--|---------------------|-----------------------------------|--|
|        | Name   | PAN/ Passport No. in case of a foreign national | Nationality | Name                                 | PAN /Passport No.in case of a foreign national | Nationality | Shares (%)   | Voting rights (%) | Rights on distributable (%) Dividend or any other Distribution | Exercise of control | Exercise of significant Influence |  |
| -      | -  | -   | -           | -                                    | -  | -           | -  | -                 | -  | -                   | -                                 | -  |
|        |  |   |             |                                      |  |             |  |                   |  |                     |                                   |  |

  
For Transwire Forex Limited

Authorised Signatory



Format of Holding of Specified Securities

1 Name of the entity: **TRANSWIRE FOREX LIMITED**

2 Scrip Code : **NA**

Name of Scrip : **NA**

Class of Security : **Equity Shares**

3 Share Holding Pattern filed under Reg 31(1)(b) as on June 24, 2022: **Pre Scheme of Arrangement**  
4 **DECLARATION** : The Listed Entity is required to submit the following declaration to the extent of Submission of information

|   | Particulars   | Yes | No |
|---|---|-----|----|
| 1 | Whether the Listed Entity has issued any partly paid up shares ?                        |     | NO |
| 2 | Whether the Listed Entity has issued any Convertible Securities ?                       |     | NO |
| 3 | Whether the Listed Entity has issued any Warrants ?                                     |     | NO |
| 4 | Whether the Listed Entity has any shares against which Depository receipts are issued ? |     | NO |
| 5 | Whether the Listed Entity has any shares in locked-in ?                                 |     | NO |
| 6 | Whether any shares held by Promoters are pledged or otherwise encumbered ?              |     | NO |
| 7 | Whether Company has equity shares with differential voting rights                       |     | NO |

  
**For Transwire Forex Limited**

Authorised Signatory

Table I - Summary Statement holding of specified securities

| Category code (I) | Category and Name of the shareholders (II) | Number of shareholders (III) | No. of fully paid up equity shares held (IV) | Partly paid-up equity shares held (V) | No. of shares underlying Depository Receipts (VI) | Total Nos. shares held (VII) = (IV)+(V)+(VI) | Shareholding as per SCRR 1957 As a % of (A+B+C2) (VIII) | No of voting Rights held in each class of securities (IX) |         |          | Total as a % of (A+B+C2) (X) | No of shares underlying outstanding convertible Securities (including warrants) (XI) | Shareholding as a % assuming full conversion of convertible of diluted share capital (XII) = (VII)+(XI) | Number of shares Located in (XIII) |      | Number of shares pledged or otherwise encumbered (XIV) |      | Number of Shares held in dematerialized form (XV) |
|-------------------|--|------------------------------|--|---------------------------------------|---|--|---|---|---------|----------|------------------------------|--|---|------------------------------------|------|--|------|---|
|                   |  |                              |  |                                       |   |  |   | Class X   | Class Y | Total    |                              |  |   | (a)                                | (b)  | (a)  | (b)  |   |
| (A)               | Promoter and Promoter Group                | 7                            | 2,50,000                                     | 0                                     | 0   | 2,50,000                                     | 100.00  | 2,50,000  | 0       | 2,50,000 | 100.00                       | 0  | 100.00  | 0                                  | 0.00 | 0  | 0.00 | 0   |
| (B)               | Public                                     | 0                            | 0  | 0                                     | 0   | 0  | 0.00  | 0   | 0       | 0        | 0.00                         | 0  | 0.00  | 0                                  | 0.00 | 0  | 0.00 | 0   |
| (C)               | Non Promoter - Non Public                  | 0                            | 0  | 0                                     | 0   | 0  | 0.00  | 0   | 0       | 0        | 0.00                         | 0  | 0.00  | 0                                  | 0.00 | 0  | 0.00 | 0   |
| (C1)              | Shares underlying DRs                      | 0                            | 0  | 0                                     | 0   | 0  | 0.00  | 0   | 0       | 0        | 0.00                         | 0  | 0.00  | 0                                  | 0.00 | 0  | 0.00 | 0   |
| (C2)              | Shares held by Employee Trusts             | 0                            | 0  | 0                                     | 0   | 0  | 0.00  | 0   | 0       | 0        | 0.00                         | 0  | 0.00  | 0                                  | 0.00 | 0  | 0.00 | 0   |
|                   | Total                                      | 7                            | 2,50,000                                     | 0                                     | 0   | 2,50,000                                     | 100.00  | 2,50,000  | 0       | 2,50,000 | 100.00                       | 0  | 100.00  | 0                                  | 0.00 | 0  | 0.00 | 0   |

For Transwire Forex Limited  
  
 Authorised Signatory

Table II - Statement showing Shareholding Pattern of the Promoter and Promoter Group

| Category Code | Category and Name of the shareholders (i)                  | Entity Type | Number of shareholders (ii) | No. of fully paid up equity shares (iv) | Partly paid-up equity (v) | No. of shares underlying Depository Receipts (vi) | Total Nos. shares (vii) = (iv) + (v) + (vi) | Shareholding % calculated pursuant to SEBI 1957 (viii) As a % of (A+B+C2) | No. of voting Rights held in each class (ix) |         |          | Total as a % of Total voting rights |   | No. of shares underlying outstanding convertible securities (x) | Shareholding as a % assuming full conversion of convertible securities as a % of (A+B+C2) | Number of Locked in shares (xi) |      | Number of shares pledged or otherwise encumbered (xii) |      | Number of Shares held by demutualised (xiii) |
|---------------|--|-------------|-----------------------------|---|---------------------------|---|---|---|--|---------|----------|-------------------------------------|---|---|---|---------------------------------|------|--|------|--|
|               |  |             |                             |   |                           |   |   |   | Class X                                      | Class Y | Total    |                                     |   |   |   | (a)                             | (b)  | (a)  | (b)  | (*)  |
| 1             | Indian   |             |                             |   |                           |   |   |   |  |         |          |                                     |   |   |   |                                 |      |  |      |  |
| (a)           | Indebtedness/Undebted Entity                               |             | 6                           | 6                                       | 0                         | 0   | 6   | 0.00  | 6  | 0       | 6        | 0.00                                | 0 | 0   | 0.00  | 0                               | 0.00 | 0  | 0.00 | -  |
| (b)           | General Public Shareholder                                 | Promoter    | 1                           | 1                                       | 0                         | 0   | 1   | 0.00  | 1  | 0       | 1        | 0.00                                | 0 | 0   | 0.00  | 0                               | 0.00 | 0  | 0.00 | -  |
| (c)           | Marudra Singh Choudhary                                    | Promoter    | 1                           | 1                                       | 0                         | 0   | 1   | 0.00  | 1  | 0       | 1        | 0.00                                | 0 | 0   | 0.00  | 0                               | 0.00 | 0  | 0.00 | -  |
| (d)           | Mahesh Kumar Mittal  | Promoter    | 1                           | 1                                       | 0                         | 0   | 1   | 0.00  | 1  | 0       | 1        | 0.00                                | 0 | 0   | 0.00  | 0                               | 0.00 | 0  | 0.00 | -  |
| (e)           | Anurag Singh   | Promoter    | 1                           | 1                                       | 0                         | 0   | 1   | 0.00  | 1  | 0       | 1        | 0.00                                | 0 | 0   | 0.00  | 0                               | 0.00 | 0  | 0.00 | -  |
| (f)           | Hem Kumar  | Promoter    | 1                           | 1                                       | 0                         | 0   | 1   | 0.00  | 1  | 0       | 1        | 0.00                                | 0 | 0   | 0.00  | 0                               | 0.00 | 0  | 0.00 | -  |
| (g)           | Southern Grid*   | Promoter    | 1                           | 1                                       | 0                         | 0   | 1   | 0.00  | 1  | 0       | 1        | 0.00                                | 0 | 0   | 0.00  | 0                               | 0.00 | 0  | 0.00 | -  |
| (h)           | Central Government/State Government(s)                     |             | 0                           | 0                                       | 0                         | 0   | 0   | 0.00  | 0  | 0       | 0        | 0.00                                | 0 | 0   | 0.00  | 0                               | 0.00 | 0  | 0.00 | -  |
| (i)           | Financial Institutions / Banks                             |             | 0                           | 0                                       | 0                         | 0   | 0   | 0.00  | 0  | 0       | 0        | 0.00                                | 0 | 0   | 0.00  | 0                               | 0.00 | 0  | 0.00 | -  |
| (j)           | Any Other Agency   |             | 0                           | 0                                       | 0                         | 0   | 0   | 0.00  | 0  | 0       | 0        | 0.00                                | 0 | 0   | 0.00  | 0                               | 0.00 | 0  | 0.00 | -  |
| (k)           | Transcorp International Limited                            | Promoter    | 1                           | 2,49,994                                | 0                         | 0   | 2,49,994                                    | 100.00  | 2,49,994                                     | 0       | 2,49,994 | 100.00                              | 0 | 0   | 0.00  | 0                               | 0.00 | 0  | 0.00 | -  |
| (l)           | Sub Total (K1)   |             | 7                           | 2,50,000                                | 0                         | 0   | 2,50,000                                    | 100.00  | 2,50,000                                     | 0       | 2,50,000 | 100.00                              | 0 | 0   | 0.00  | 0                               | 0.00 | 0  | 0.00 | -  |
| 2             | Foreign  |             |                             |   |                           |   |   |   |  |         |          |                                     |   |   |   |                                 |      |  |      | -  |
| (a)           | Individuals (Non-Resident Individuals/Foreign Individuals) |             | 0                           | 0                                       | 0                         | 0   | 0   | 0.00  | 0  | 0       | 0        | 0.00                                | 0 | 0   | 0.00  | 0                               | 0.00 | 0  | 0.00 | 0  |
| (b)           | Government   |             | 0                           | 0                                       | 0                         | 0   | 0   | 0.00  | 0  | 0       | 0        | 0.00                                | 0 | 0   | 0.00  | 0                               | 0.00 | 0  | 0.00 | 0  |
| (c)           | Institutions   |             | 0                           | 0                                       | 0                         | 0   | 0   | 0.00  | 0  | 0       | 0        | 0.00                                | 0 | 0   | 0.00  | 0                               | 0.00 | 0  | 0.00 | 0  |
| (d)           | Foreign Portfolio Investor                                 |             | 0                           | 0                                       | 0                         | 0   | 0   | 0.00  | 0  | 0       | 0        | 0.00                                | 0 | 0   | 0.00  | 0                               | 0.00 | 0  | 0.00 | 0  |
| (e)           | Any Other (Specify) Bodies                                 |             | 0                           | 0                                       | 0                         | 0   | 0   | 0.00  | 0  | 0       | 0        | 0.00                                | 0 | 0   | 0.00  | 0                               | 0.00 | 0  | 0.00 | 0  |
| (f)           | Any Other (Specify) Group                                  |             | 0                           | 0                                       | 0                         | 0   | 0   | 0.00  | 0  | 0       | 0        | 0.00                                | 0 | 0   | 0.00  | 0                               | 0.00 | 0  | 0.00 | 0  |
| (g)           | Body Corporate   |             | 0                           | 0                                       | 0                         | 0   | 0   | 0.00  | 0  | 0       | 0        | 0.00                                | 0 | 0   | 0.00  | 0                               | 0.00 | 0  | 0.00 | 0  |
| (h)           | Sub Total (K2)   |             | 0                           | 0                                       | 0                         | 0   | 0   | 0.00  | 0  | 0       | 0        | 0.00                                | 0 | 0   | 0.00  | 0                               | 0.00 | 0  | 0.00 | 0  |
| (i)           | Total Shareholding of Promoter and Promoter Group (K1+K2)  |             | 7                           | 2,50,000                                | 0                         | 0   | 2,50,000                                    | 100.00  | 2,50,000                                     | 0       | 2,50,000 | 100.00                              | 0 | 0   | 0.00  | 0                               | 0.00 | 0  | 0.00 | 0  |

\*The shareholders are nominee shareholders of Transcorp International Limited

For Transwire Forex Limited  
  
 Authorised Signatory

Table III - Statement showing Shareholding Pattern of the Public shareholder

| Category code | Category and Name of the shareholders (i)                                     | PAN (ii) | Number of shareholders (iii) | No. of fully paid up equity shares held (iv) | Partly paid-up equity held (v) | No. of shares underlying Depository Receipts (vi) | Total Nos. shares held (vii) = (iv)+(v)+(vi) | Shareholding % calculate as per SCRR 1957 As a % of (A+B+C2) (viii) | No. of voting Rights held in each class of securities (ix) |         |       | Total as a % of Total voting rights | No of shares underlying outstanding convertible securities (including warrants) (x) | Shareholding as a % assuming full conversion of convertible securities (as a % of diluted share capital) (xi) = as a % of A+B+C2 | Number of Locked in shares (xii) |                                 | Number of shares pledged or otherwise encumbered (xiii) |                                 | Number of Shares held in dematerialized form (xiv) |
|---------------|---|----------|------------------------------|--|--------------------------------|---|--|---|--|---------|-------|-------------------------------------|---|--|----------------------------------|---------------------------------|---|---------------------------------|--|
|               |   |          |                              |  |                                |   |  |   | Class X  | Class Y | Total |                                     |   |  | No. (a)                          | As a % of total shares held (b) | No. (a)   | As a % of total shares held (b) |  |
| <b>1</b>      | <b>Institutions</b>   |          |                              |  |                                |   |  |   |  |         |       |                                     |   |  |                                  |                                 |   |                                 |  |
| (a)           | Mutual Funds/LI   |          | 0                            | 0  | 0                              | 0   | 0  | 0.00  | 0  | 0       | 0     | 0.00                                | 0   | 0.00   | 0                                | 0.00                            | 0   | 0.00                            | 0  |
| (b)           | Venture Capital Funds   |          | 0                            | 0  | 0                              | 0   | 0  | 0.00  | 0  | 0       | 0     | 0.00                                | 0   | 0.00   | 0                                | 0.00                            | 0   | 0.00                            | 0  |
| (c)           | Alternate Investment Funds  |          | 0                            | 0  | 0                              | 0   | 0  | 0.00  | 0  | 0       | 0     | 0.00                                | 0   | 0.00   | 0                                | 0.00                            | 0   | 0.00                            | 0  |
| (d)           | Foreign Institutional Investors   |          | 0                            | 0  | 0                              | 0   | 0  | 0.00  | 0  | 0       | 0     | 0.00                                | 0   | 0.00   | 0                                | 0.00                            | 0   | 0.00                            | 0  |
| (e)           | Foreign Portfolio Investors(FI)   |          | 0                            | 0  | 0                              | 0   | 0  | 0.00  | 0  | 0       | 0     | 0.00                                | 0   | 0.00   | 0                                | 0.00                            | 0   | 0.00                            | 0  |
|               | Fidelity Investor (CVC - FSSAI Asia Focus Fund)                               |          |                              | 0  | 0                              | 0   | 0  | 0.00  | 0  | 0       | 0     | 0.00                                | 0   | 0.00   | 0                                | 0.00                            | 0   | 0.00                            | 0  |
|               | New York Life Insurance Company   |          |                              | 0  | 0                              | 0   | 0  | 0.00  | 0  | 0       | 0     | 0.00                                | 0   | 0.00   | 0                                | 0.00                            | 0   | 0.00                            | 0  |
| (f)           | Financial Institutions / Banks  |          | 0                            | 0  | 0                              | 0   | 0  | 0.00  | 0  | 0       | 0     | 0.00                                | 0   | 0.00   | 0                                | 0.00                            | 0   | 0.00                            | 0  |
| (g)           | Insurance Companies   |          | 0                            | 0  | 0                              | 0   | 0  | 0.00  | 0  | 0       | 0     | 0.00                                | 0   | 0.00   | 0                                | 0.00                            | 0   | 0.00                            | 0  |
| (h)           | Provident Funds / Pension Funds   |          | 0                            | 0  | 0                              | 0   | 0  | 0.00  | 0  | 0       | 0     | 0.00                                | 0   | 0.00   | 0                                | 0.00                            | 0   | 0.00                            | 0  |
| (i)           | Any Other (Specify)   |          | 0                            | 0  | 0                              | 0   | 0  | 0.00  | 0  | 0       | 0     | 0.00                                | 0   | 0.00   | 0                                | 0.00                            | 0   | 0.00                            | 0  |
|               | New York Life International Holdings Ltd                                      |          |                              | 0  | 0                              | 0   | 0  | 0.00  | 0  | 0       | 0     | 0.00                                | 0   | 0.00   | 0                                | 0.00                            | 0   | 0.00                            | 0  |
| (j)           | Any Other (Specify) Foreign Direct Investment(FDI)                            |          | 0                            | 0  | 0                              | 0   | 0  | 0.00  | 0  | 0       | 0     | 0.00                                | 0   | 0.00   | 0                                | 0.00                            | 0   | 0.00                            | 0  |
| (k)           | Any Other (Specify) Foreign Institutional Investors                           |          | 0                            | 0  | 0                              | 0   | 0  | 0.00  | 0  | 0       | 0     | 0.00                                | 0   | 0.00   | 0                                | 0.00                            | 0   | 0.00                            | 0  |
|               | India Insight Value Fund  |          |                              | 0  | 0                              | 0   | 0  | 0.00  | 0  | 0       | 0     | 0.00                                | 0   | 0.00   | 0                                | 0.00                            | 0   | 0.00                            | 0  |
| (l)           | Any Other (Specify) Qualified Foreign Investor                                |          | 0                            | 0  | 0                              | 0   | 0  | 0.00  | 0  | 0       | 0     | 0.00                                | 0   | 0.00   | 0                                | 0.00                            | 0   | 0.00                            | 0  |
|               | Sub Total (B)(1)  |          |                              | 0  | 0                              | 0   | 0  | 0.00  | 0  | 0       | 0     | 0.00                                | 0   | 0.00   | 0                                | 0.00                            | 0   | 0.00                            | 0  |
| (2)           | Central Government/State Government(s) President of India                     |          | 0                            | 0  | 0                              | 0   | 0  | 0.00  | 0  | 0       | 0     | 0.00                                | 0   | 0.00   | 0                                | 0.00                            | 0   | 0.00                            | 0  |
|               | Sub Total (B)(2)  |          |                              | 0  | 0                              | 0   | 0  | 0.00  | 0  | 0       | 0     | 0.00                                | 0   | 0.00   | 0                                | 0.00                            | 0   | 0.00                            | 0  |
| <b>3</b>      | <b>Non-Institutions</b>   |          |                              |  |                                |   |  |   |  |         |       |                                     |   |  |                                  |                                 |   |                                 |  |
| (a-1)         | Individuals - shareholders holding nominal share capital up to Rs.2 Lakh      |          | 0                            | 0  | 0                              | 0   | 0  | 0.00  | 0  | 0       | 0     | 0.00                                | 0   | 0.00   | 0                                | 0.00                            | 0   | 0.00                            | 0  |
| (a-1-i)       | Individual shareholders holding nominal share capital in excess of Rs. 2 Lakh |          | 0                            | 0  | 0                              | 0   | 0  | 0.00  | 0  | 0       | 0     | 0.00                                | 0   | 0.00   | 0                                | 0.00                            | 0   | 0.00                            | 0  |
|               | Audil Lall  |          |                              | 0  | 0                              | 0   | 0  | 0.00  | 0  | 0       | 0     | 0.00                                | 0   | 0.00   | 0                                | 0.00                            | 0   | 0.00                            | 0  |
| (b)           | NBFCs registered with RBI   |          | 0                            | 0  | 0                              | 0   | 0  | 0.00  | 0  | 0       | 0     | 0.00                                | 0   | 0.00   | 0                                | 0.00                            | 0   | 0.00                            | 0  |
| (c)           | Any Other (Specify) Bodies Corporate  |          | 0                            | 0  | 0                              | 0   | 0  | 0.00  | 0  | 0       | 0     | 0.00                                | 0   | 0.00   | 0                                | 0.00                            | 0   | 0.00                            | 0  |
| (d)           | Any Other (Specify)   |          | 0                            | 0  | 0                              | 0   | 0  | 0.00  | 0  | 0       | 0     | 0.00                                | 0   | 0.00   | 0                                | 0.00                            | 0   | 0.00                            | 0  |
| (e)           | Any Other (Specify) Non-Resident Indian Non-Repatriate                        |          | 0                            | 0  | 0                              | 0   | 0  | 0.00  | 0  | 0       | 0     | 0.00                                | 0   | 0.00   | 0                                | 0.00                            | 0   | 0.00                            | 0  |
| (f)           | Any Other (Specify) Non-Resident Indian Repatriate                            |          | 0                            | 0  | 0                              | 0   | 0  | 0.00  | 0  | 0       | 0     | 0.00                                | 0   | 0.00   | 0                                | 0.00                            | 0   | 0.00                            | 0  |
| (g)           | FE Securities Ltd.  |          | 0                            | 0  | 0                              | 0   | 0  | 0.00  | 0  | 0       | 0     | 0.00                                | 0   | 0.00   | 0                                | 0.00                            | 0   | 0.00                            | 0  |
| (h)           | Any Other (Specify) Trust   |          | 0                            | 0  | 0                              | 0   | 0  | 0.00  | 0  | 0       | 0     | 0.00                                | 0   | 0.00   | 0                                | 0.00                            | 0   | 0.00                            | 0  |
| (i)           | Any Other (Specify) Director's & Their Relatives                              |          | 0                            | 0  | 0                              | 0   | 0  | 0.00  | 0  | 0       | 0     | 0.00                                | 0   | 0.00   | 0                                | 0.00                            | 0   | 0.00                            | 0  |
|               | Any Other (Specify) I&JF  |          | 0                            | 0  | 0                              | 0   | 0  | 0.00  | 0  | 0       | 0     | 0.00                                | 0   | 0.00   | 0                                | 0.00                            | 0   | 0.00                            | 0  |
|               | Sub Total (B)(3)  |          |                              | 0  | 0                              | 0   | 0  | 0.00  | 0  | 0       | 0     | 0.00                                | 0   | 0.00   | 0                                | 0.00                            | 0   | 0.00                            | 0  |
|               | <b>Total Public Shareholding (B)=(B)(1)+(B)(2)+(B)(3)</b>                     |          |                              | 0  | 0                              | 0   | 0  | 0.00  | 0  | 0       | 0     | 0.00                                | 0   | 0.00   | 0                                | 0.00                            | 0   | 0.00                            | 0  |

For Transwair Forex Limited

Authorised Signatory



Table IV - Statement showing Shareholding Pattern of the Non Promoter - Non Public shareholder


| Category IV code | Category and Name of the shareholders  | PAN (II) | Number of shareholders (III) | No. of fully paid up equity shares (IV) | Partly paid up equity share <sup>s</sup> (V) | No. of shares underlying Depository Receipts (VI) | Total Nos. shares held (VII) = (IV)+(V)+(VI) | Shareholding pattern as per SCRR 1957 As a % of (A+B+C2) (VIII) | No of voting Rights held in each class of securities (IX) |                 |                              |   | No of shares underlying outstanding | Shareholding as a % assuming full conversion | Number of Locked in shares |                                 | Number of shares pledged or otherwise encumbered |                                 | Number of Shares held in dematerialized form (XIV) |
|------------------|--|----------|------------------------------|---|--|---|--|---|---|-----------------|------------------------------|---|-------------------------------------|--|----------------------------|---------------------------------|--|---------------------------------|--|
|                  |  |          |                              |   |  |   |  |   | No of voting Rights                                       | Total as a % of | Total including warrants (X) | of diluted share capital (XI) = (VIII)+(X) as a % of A+B+C2 |                                     |  | No.                        | As a % of total shares held (b) | No.  | As a % of total shares held (b) |  |
|                  |  |          |                              |   |  |   |  |   |   |                 |                              |   |                                     |  |                            |                                 |  |                                 |  |
| (1)              | Custodian/ DR Holder   |          | 0                            | 0                                       | 0  | 0   | 0  | 0.000   | 0   | 0               | 0                            | 0   | 0                                   | 0  | 0.000                      | 0                               | 0.000  | 0                               |  |
| (2)              | Employee Benefit Trust (under SEBI (Share Based Employee Benefit) Regulations, 2014) |          | 0                            | 0                                       | 0  | 0   | 0  | 0.000   | 0   | 0               | 0                            | 0   | 0                                   | 0  | 0.000                      | 0                               | 0.000  | 0                               |  |
|                  | Total Non-Promoter-Non Public Shareholding (C) = (C)(1)+(C)(2)                       |          | 0                            | 0                                       | 0  | 0   | 0  | 0.000   | 0   | 0               | 0                            | 0   | 0                                   | 0  | 0.000                      | 0                               | 0.000  | 0                               |  |

For Transwire Forex Limited

Authorised Signatory

Table V- Statement showing details of significant beneficial owners (SBOs)

| Sr. No | Details of the Significant Beneficial Owner(SBO) (I) |   |             | Details of the registered owner (II) |  |             | Details of holding/ exercise of right of the SBO in the reporting company, whether direct or indirect: (III) |                   |  |                     |                                   | Date of creation / acquisition of significant beneficial interest (IV) |
|--------|--|---|-------------|--------------------------------------|--|-------------|--|-------------------|--|---------------------|-----------------------------------|--|
|        | Name   | PAN/ Passport No. in case of a foreign national | Nationality | Name                                 | PAN /Passport No.in case of a foreign national | Nationality | Shares (%)   | Voting rights (%) | Rights on distributable (%) Dividend or any other Distribution | Exercise of control | Exercise of significant Influence |  |
| -      | -  | -   | -           | -                                    | -  | -           | -  | -                 | -  | -                   | -                                 | -  |

For Transwire Forex Limited  
  
 Authorised Signatory

1-1

Format of Holding of Specified Securities

- 1 Name of the entity: **TRANSCORP PAYMENTS LIMITED**
- 2 Scrip Code : **NA**
- 3 Name of Scrip : **NA**
- 4 Class of Security : **Equity Shares**

- 3 Share Holding Pattern filed under Reg 31(1)(b) as on June 24, 2022: **Post Scheme of Arrangement**
- 4 **DECLARATION** : The Listed Entity is required to submit the following declaration to the extent of Submission of information

| Particulars |  | Yes | No |
|-------------|--|-----|----|
| 1           | Whether the Listed Entity has issued any partly paid up shares?                        |     | NO |
| 2           | Whether the Listed Entity has issued any Convertible Securities or Warrants?           |     | NO |
| 3           | Whether the Listed Entity has any shares against which depository receipts are issued? |     | NO |
| 4           | Whether the Listed Entity has any shares in locked-in?                                 |     | NO |
| 5           | Whether any shares held by promoters are pledge or otherwise encumbered?               |     | NO |
| 6           | Whether the listed entity has any significant beneficial owner?                        | YES |    |

For Transcorp Payments Limited  
  
Authorised Signatory

Table I - Summary Statement holding of specified securities

| Category Code (i) | Category and Name of the shareholders (iii) | Number of shareholders (ii) | No. of fully paid-up equity shares held (iv) | Partly paid-up equity shares held (v) | No. of shares underlying Depository Receipts (vi) | Total Nos. shares held (vii) = (iv)+(v)+(vi) | Shareholding as per SCRR 1957 As a % of (A+B+C2) (viii) | No. of voting Rights held in each class of securities (ix) |          |                    | No. of shares underlying convertible Securities (including warrants) (x) | Shareholding as a % assuming full conversion of convertible securities (xii) = (viii)+(x) | Number of shares Locked in (xiii) |                                 | Number of shares pledged or otherwise encumbered (xiv) |                                 | Number of Shares held in dematerialized form (xv) |
|-------------------|---|-----------------------------|--|---------------------------------------|---|--|---|--|----------|--------------------|--|---|-----------------------------------|---------------------------------|--|---------------------------------|---|
|                   |   |                             |  |                                       |   |  |   | Class X  | Class Y  | Total              |  |   | No. (a)                           | As a % of total shares held (b) | No. (a)  | As a % of total shares held (b) |   |
| (A)               | Promoter and Promoter Group                 | 8                           | 1,16,35,502                                  | 0                                     | 0   | 1,16,35,502                                  | 73.22   | 1,16,35,502  | 0        | 1,16,35,502        | 0  | 73.22   | 0                                 | 0.00                            | 0  | 0.00                            | 0   |
| (B)               | Public                                      | 3,781                       | 42,55,870                                    | 0                                     | 0   | 42,55,870                                    | 26.78   | 42,55,870  | 0        | 42,55,870          | 0  | 26.78   | 0                                 | 0.00                            | 0  | 0.00                            | 0   |
| (C)               | Non Promoter - Non Public                   | 0                           | 0  | 0                                     | 0   | 0  | 0.00  | 0  | 0        | 0                  | 0  | 0.00  | 0                                 | 0.00                            | 0  | 0.00                            | 0   |
| (C1)              | Shares underlying DRS                       | 0                           | 0  | 0                                     | 0   | 0  | 0.00  | 0  | 0        | 0                  | 0  | 0.00  | 0                                 | 0.00                            | 0  | 0.00                            | 0   |
| (C2)              | Shares held by Employee Trusts              | 0                           | 0  | 0                                     | 0   | 0  | 0.00  | 0  | 0        | 0                  | 0  | 0.00  | 0                                 | 0.00                            | 0  | 0.00                            | 0   |
| <b>Total</b>      |   | <b>3,781</b>                | <b>1,58,91,372</b>                           | <b>0</b>                              | <b>0</b>  | <b>1,58,91,372</b>                           | <b>100.00</b>   | <b>1,58,91,372</b>   | <b>0</b> | <b>1,58,91,372</b> | <b>0</b>   | <b>100.00</b>   | <b>0</b>                          | <b>0.00</b>                     | <b>0</b>   | <b>0.00</b>                     | <b>0</b>  |

For Transcorp Payments Limited  
  
 Authorised Signatory



Table II - Statement showing Shareholding Pattern of the Promoter and Promoter Group

| Category<br>code | Category and Name<br>of the<br>shareholders<br>(i) | Entity Type    | PAN         | Number of<br>shareholders<br>(ii) | No. of fully<br>paid up<br>equity shares<br>held<br>(iv) | Partly<br>paid-up<br>equity<br>held<br>(v) | No. of shares<br>underlying<br>Derivatives<br>(vi) | Total Nos.<br>shares<br>held<br>(vii =<br>iv+vi+v) | Shareholding<br>as per<br>SCRT 1957<br>As a % of<br>(A+B+C2)<br>(viii) | No. of voting Rights held in<br>each class of securities |            |             | Total as<br>a % of<br>Total<br>voting<br>rights<br>(ix) | No. of shares<br>underlying<br>outstanding<br>convertible<br>securities<br>(x) | Shareholding<br>as a % assuming<br>full conversion<br>of convertible<br>securities as a %<br>of diluted share<br>capital (xi =<br>as a % of A+B+C2) | Number of<br>Locked in<br>shares<br>(xii) |  | Number of shares<br>pledged or otherwise<br>encumbered<br>(xiii) | As a % of<br>total shares<br>held<br>(xiv) | Number<br>of shares<br>held in<br>dematerialized<br>form<br>(xv) |
|------------------|--|----------------|-------------|-----------------------------------|--|--|--|--|--|--|------------|-------------|---|--|---|---|--|--|--|--|
|                  |  |                |             |                                   |  |  |  |  |  | Class<br>X   | Class<br>Y | Total       |   |  |   | No.<br>(xii)                              | As a % of<br>total shares<br>held<br>(xiv) | No.<br>(xiii)  | As a % of<br>total shares<br>held<br>(xv)  |  |
| 1                | Indian   |                |             |                                   |  |  |  |  |  |  |            |             |   |  |   |   |  |  |  |  |
| (a)              | Indiabulls Indus Unlisted Family                   | Promoter       | AABIA3421L  | 5                                 | 27,29,603  | 0  | 0  | 27,29,603  | 17.18  | 27,29,603  | 0          | 27,29,603   | 17.18   | 0  | 17.18   | 0   | 1.00                                       | 0  | 0.00                                       | -  |
|                  | Asish Kumar Agrawal                                |                |             | 1                                 | 681,478  | 0  | 0  | 6,81,478   | 4.29   | 6,81,478   | 0          | 6,81,478    | 4.29  | 0  | 5.84  | 0   | 1.00                                       | 0  | 0.00                                       | -  |
|                  | Asish Kumar Agrawal                                | Promoter Group | AADPA3216A  | 1                                 | 92,75,904  | 0  | 0  | 9,27,594   | 5.84   | 9,27,594   | 0          | 9,27,594    | 5.84  | 0  | 4.23  | 0   | 1.00                                       | 0  | 0.00                                       | -  |
|                  | Asish Kumar Agrawal                                | Promoter Group | AOCJ248008T | 1                                 | 6,71,875   | 0  | 0  | 6,71,875   | 4.23   | 6,71,875   | 0          | 6,71,875    | 4.23  | 0  | 1.64  | 0   | 1.00                                       | 0  | 0.00                                       | -  |
|                  | Asish Kumar Agrawal                                | Promoter Group | AOCJ248021L | 1                                 | 2,61,156   | 0  | 0  | 2,61,156   | 1.64   | 2,61,156   | 0          | 2,61,156    | 1.64  | 0  | 1.18  | 0   | 1.00                                       | 0  | 0.00                                       | -  |
|                  | Asish Kumar Agrawal                                | Promoter Group | AABW142704N | 1                                 | 1,87,500   | 0  | 0  | 1,87,500   | 1.18   | 1,87,500   | 0          | 1,87,500    | 1.18  | 0  | 0.00  | 0   | 1.00                                       | 0  | 0.00                                       | -  |
| (b)              | Central Government/State Government(s)             |                |             | 0                                 | 0  | 0  | 0  | -  | 0  | -  | 0          | -           | 0   | 0  | 0.00  | 0   | 1.00                                       | 0  | 0.00                                       | 0  |
| (c)              | Financial Institutions / Banks                     |                |             | 3                                 | 89,05,900  | 0  | 0  | 89,05,900  | 56.04  | 89,05,900  | 0          | 89,05,900   | 56.04   | 0  | 56.04   | 0   | 1.00                                       | 0  | 0.00                                       | -  |
| (d)              | Any Other (specify)                                |                |             | 3                                 | 89,05,900  | 0  | 0  | 89,05,900  | 56.04  | 89,05,900  | 0          | 89,05,900   | 56.04   | 0  | 56.04   | 0   | 1.00                                       | 0  | 0.00                                       | -  |
|                  | Body Corporate                                     |                |             | 1                                 | 20,48,753  | 0  | 0  | 20,48,753  | 12.89  | 20,48,753  | 0          | 20,48,753   | 12.89   | 0  | 12.89   | 0   | 1.00                                       | 0  | 0.00                                       | -  |
|                  | Asun / Friends Private Ltd.                        | Promoter Group | AABCA34004G | 1                                 | 60,00,784  | 0  | 0  | 60,00,784  | 38.14  | 60,00,784  | 0          | 60,00,784   | 38.14   | 0  | 38.14   | 0   | 1.00                                       | 0  | 0.00                                       | -  |
|                  | Sharda Investment Ltd.                             | Promoter Group | AABCP0008R  | 1                                 | 7,96,363   | 0  | 0  | 7,96,363   | 5.01   | 7,96,363   | 0          | 7,96,363    | 5.01  | 0  | 5.01  | 0   | 1.00                                       | 0  | 0.00                                       | -  |
|                  | Co Sharda Projects Limited                         | Promoter Group | AACJ246018H | 1                                 | 1,16,35,502  | 0  | 0  | 1,16,35,502  | 73.22  | 1,16,35,502  | 0          | 1,16,35,502 | 73.22   | 0  | 73.22   | 0   | 1.00                                       | 0  | 0.00                                       | -  |
|                  | Sub Total (A)                                      |                |             | 8                                 | 1,16,35,502  | 0  | 0  | 1,16,35,502  | 73.22  | 1,16,35,502  | 0          | 1,16,35,502 | 73.22   | 0  | 73.22   | 0   | 1.00                                       | 0  | 0.00                                       | 0  |
| 2                | Foreign  |                |             |                                   |  |  |  |  |  |  |            |             |   |  |   |   |  |  |  |  |
| (a)              | Investor(s) Non-Resident Indian(s) Foreign         |                |             | 0                                 | 0  | 0  | 0  | -  | 0.00   | -  | 0          | -           | 0.00  | 0  | 0.00  | 0   | 1.00                                       | 0  | 0.00                                       | 0  |
| (b)              | Investor(s) Non-Resident Indian(s) Foreign         |                |             | 0                                 | 0  | 0  | 0  | -  | 0.00   | -  | 0          | -           | 0.00  | 0  | 0.00  | 0   | 1.00                                       | 0  | 0.00                                       | 0  |
| (c)              | Investor(s) Non-Resident Indian(s) Foreign         |                |             | 0                                 | 0  | 0  | 0  | -  | 0.00   | -  | 0          | -           | 0.00  | 0  | 0.00  | 0   | 1.00                                       | 0  | 0.00                                       | 0  |
| (d)              | Investor(s) Non-Resident Indian(s) Foreign         |                |             | 0                                 | 0  | 0  | 0  | -  | 0.00   | -  | 0          | -           | 0.00  | 0  | 0.00  | 0   | 1.00                                       | 0  | 0.00                                       | 0  |
| (e)              | Foreign Portfolio Investor                         |                |             | 0                                 | 0  | 0  | 0  | -  | 0.00   | -  | 0          | -           | 0.00  | 0  | 0.00  | 0   | 1.00                                       | 0  | 0.00                                       | 0  |
| (f)              | Any Other (specify) Bodies                         |                |             | 0                                 | 0  | 0  | 0  | -  | 0.00   | -  | 0          | -           | 0.00  | 0  | 0.00  | 0   | 1.00                                       | 0  | 0.00                                       | 0  |
| (g)              | Body Corporate                                     |                |             | 0                                 | 0  | 0  | 0  | -  | 0.00   | -  | 0          | -           | 0.00  | 0  | 0.00  | 0   | 1.00                                       | 0  | 0.00                                       | 0  |
|                  | Sub Total (B)                                      |                |             | 0                                 | 0  | 0  | 0  | -  | 0.00   | -  | 0          | -           | 0.00  | 0  | 0.00  | 0   | 1.00                                       | 0  | 0.00                                       | 0  |
|                  | Total Shareholding of Promoter and Promoter Group  |                |             | 8                                 | 1,16,35,502  | 0  | 0  | 1,16,35,502  | 73.22  | 1,16,35,502  | 0          | 1,16,35,502 | 73.22   | 0  | 73.22   | 0   | 1.00                                       | 0  | 0.00                                       | 0  |

For Transcorp Payments Limited  
  
 Authorised Signatory

Table III - Statement showing Shareholding Pattern of the Public shareholder

| Category code | Category and Name of the shareholders (i)                                     | PAN (ii)    | Number of shareholders (iii) | No. of fully paid up equity shares held (iv) | Partly paid-up equity shares held (v) | No. of shares underlying Depository Receipts (vi) | Total Nos. shares held (vii) = (iv)+(v)+(vi) | Shareholding % as per SCRR, 1957 As a % of (A+B+C2) (viii) | No. of voting Rights held in each class of securities (ix) |          |                | Total as a % of Total voting rights | No. of shares underlying outstanding convertible securities (including warrants) (x) | Shareholding as a % assuming full conversion of convertible securities as a % of diluted share capital (xi) = as a % of A+B+C2 | Number of Locked in shares (xii) |                                 | Number of shares pledged or otherwise encumbered (xiii) | Number of Shares held in dematerialized form (xiv) |          |
|---------------|---|-------------|------------------------------|--|---------------------------------------|---|--|--|--|----------|----------------|-------------------------------------|--|--|----------------------------------|---------------------------------|---|--|----------|
|               |   |             |                              |  |                                       |   |  |  | Class X  | Class Y  | Total          |                                     |  |  | No. (a)                          | As a % of total shares held (b) | No. (a)   | As a % of total shares held (b)                    |          |
| 1             | <b>Institutions</b>   |             |                              |  |                                       |   |  |  |  |          |                |                                     |  |  |                                  |                                 |   |  |          |
| (a)           | Mutual Funds/UTI  |             | 0                            | 0  | 0                                     | 0   | 0  | 0.00   | 0  | 0        | 0              | 0.00                                | 0  | 0.00   | 0                                | 0.00                            | 0   | 0.00   | 0        |
| (b)           | Venture Capital Funds   |             | 0                            | 0  | 0                                     | 0   | 0  | 0.00   | 0  | 0        | 0              | 0.00                                | 0  | 0.00   | 0                                | 0.00                            | 0   | 0.00   | 0        |
| (c)           | Alternate Investment Funds  |             | 0                            | 0  | 0                                     | 0   | 0  | 0.00   | 0  | 0        | 0              | 0.00                                | 0  | 0.00   | 0                                | 0.00                            | 0   | 0.00   | 0        |
| (d)           | Foreign Venture Capital Investors   |             | 0                            | 0  | 0                                     | 0   | 0  | 0.00   | 0  | 0        | 0              | 0.00                                | 0  | 0.00   | 0                                | 0.00                            | 0   | 0.00   | 0        |
| (e)           | Foreign Portfolio Investor/FII  |             | 2                            | 209  | 0                                     | 0   | 209  | 0.00   | 209  | 0        | 209            | 0.00                                | 0  | 0.00   | 0                                | 0.00                            | 0   | 0.00   | 0        |
| (f)           | Financial Institutions / Banks  |             | 4                            | 1261   | 0                                     | 0   | 1261   | 0.00   | 1261   | 0        | 1261           | 0.01                                | 0  | 0.01   | 0                                | 0.00                            | 0   | 0.00   | 0        |
| (g)           | Insurance Companies   |             | 0                            | 0  | 0                                     | 0   | 0  | 0.00   | 0  | 0        | 0              | 0.00                                | 0  | 0.00   | 0                                | 0.00                            | 0   | 0.00   | 0        |
| (h)           | Provident Funds / Pension Funds   |             | 0                            | 0  | 0                                     | 0   | 0  | 0.00   | 0  | 0        | 0              | 0.00                                | 0  | 0.00   | 0                                | 0.00                            | 0   | 0.00   | 0        |
| (i)           | Any Other (specify)   |             | 0                            | 0  | 0                                     | 0   | 0  | 0.00   | 0  | 0        | 0              | 0.00                                | 0  | 0.00   | 0                                | 0.00                            | 0   | 0.00   | 0        |
|               | <b>Sub Total (B)(1)</b>   |             | <b>6</b>                     | <b>1470</b>                                  | <b>0</b>                              | <b>0</b>  | <b>1470</b>                                  | <b>0.01</b>  | <b>1470</b>  | <b>0</b> | <b>1470</b>    | <b>0.01</b>                         | <b>0</b>   | <b>0.01</b>  | <b>0</b>                         | <b>0.00</b>                     | <b>0</b>  | <b>0.00</b>  | <b>0</b> |
| (2)           | Central Government/State Government(s)/ President of India                    |             | 0                            | 0  | 0                                     | 0   | 0  | 0.00   | 0  | 0        | 0              | 0.00                                | 0  | 0.00   | 0                                | 0.00                            | 0   | 0.00   | 0        |
|               | <b>Sub Total (B)(2)</b>   |             | <b>0</b>                     | <b>0</b>                                     | <b>0</b>                              | <b>0</b>  | <b>0</b>                                     | <b>0.00</b>  | <b>0</b>   | <b>0</b> | <b>0</b>       | <b>0.00</b>                         | <b>0</b>   | <b>0.00</b>  | <b>0</b>                         | <b>0.00</b>                     | <b>0</b>  | <b>0.00</b>  | <b>0</b> |
| 3             | <b>Non-institutions</b>   |             |                              |  |                                       |   |  |  |  |          |                |                                     |  |  |                                  |                                 |   |  |          |
| (a-i)         | Rs. 2 Lakh  |             | 3420                         | 1702114                                      | 0                                     | 0   | 1702114                                      | 0.00   | 1702114  | 0        | 1702114        | 10.71                               | 0  | 10.71  | 0                                | 0.00                            | 0   | 0.00   | 0        |
|               | Individual shareholders holding nominal share capital in excess of Rs. 2 Lakh |             | 3                            | 332914.5                                     | 0                                     | 0   | 332915                                       | 0.00   | 332915   | 0        | 332915         | 2.09                                | 0  | 2.09   | 0                                | 0.00                            | 0   | 0.00   | 0        |
| (b)           | NBFCs registered with RBI   |             | 0                            | 0  | 0                                     | 0   | 0  | 0.00   | 0  | 0        | 0              | 0.00                                | 0  | 0.00   | 0                                | 0.00                            | 0   | 0.00   | 0        |
| (c)           | Employee Trusts   |             | 0                            | 0  | 0                                     | 0   | 0  | 0.00   | 0  | 0        | 0              | 0.00                                | 0  | 0.00   | 0                                | 0.00                            | 0   | 0.00   | 0        |
| (d)           | Overseas Depositories (holding DRs) (Balance) (figure)                        |             | 0                            | 0  | 0                                     | 0   | 0  | 0.00   | 0  | 0        | 0              | 0.00                                | 0  | 0.00   | 0                                | 0.00                            | 0   | 0.00   | 0        |
| (e)           | Any Other (specify)   |             | 352                          | 2218371.5                                    | 0                                     | 0   | 2218372                                      | 0.00   | 2218372  | 0        | 2218372        | 13.97                               | 0  | 13.97  | 0                                | 0.00                            | 0   | 0.00   | 0        |
|               | ii) Bodies Corporate  |             | 63                           | 1860748                                      | 0                                     | 0   | 1860748                                      | 0.00   | 1860748  | 0        | 1860748        | 11.71                               | 0  | 11.71  | 0                                | 0.00                            | 0   | 0.00   | 0        |
|               | Techno Trading Company Private Limited  | AABCT15143M | 1                            | 715827.5                                     | 0                                     | 0   | 715827                                       | 0.00   | 715827   | 0        | 715827         | 4.5                                 | 0  | 4.5  | 0                                | 0.00                            | 0   | 0.00   | 0        |
|               | Viro Steppes Pvt Ltd  | AABCV0343D  | 1                            | 972969.5                                     | 0                                     | 0   | 972969                                       | 0.00   | 972969   | 0        | 972969         | 6.12                                | 0  | 6.12   | 0                                | 0.00                            | 0   | 0.00   | 0        |
|               | iii) Non Resident Indians   |             | 173                          | 14787  | 0                                     | 0   | 14787  | 0.00   | 14787  | 0        | 14787          | 0.09                                | 0  | 0.09   | 0                                | 0.00                            | 0   | 0.00   | 0        |
|               | iv) Non Resident Non Residents  |             | 23                           | 26787  | 0                                     | 0   | 26787  | 0.00   | 26787  | 0        | 26787          | 0.17                                | 0  | 0.17   | 0                                | 0.00                            | 0   | 0.00   | 0        |
|               | v) Overseas corporate bodies  |             | 0                            | 0  | 0                                     | 0   | 0  | 0.00   | 0  | 0        | 0              | 0.00                                | 0  | 0.00   | 0                                | 0.00                            | 0   | 0.00   | 0        |
|               | vi) Foreign Nationals   |             | 0                            | 0  | 0                                     | 0   | 0  | 0.00   | 0  | 0        | 0              | 0.00                                | 0  | 0.00   | 0                                | 0.00                            | 0   | 0.00   | 0        |
|               | vii) Foreign Portfolio Investor (Individual)                                  |             | 0                            | 0  | 0                                     | 0   | 0  | 0.00   | 0  | 0        | 0              | 0.00                                | 0  | 0.00   | 0                                | 0.00                            | 0   | 0.00   | 0        |
|               | viii) Foreign Member  |             | 45                           | 2007.3                                       | 0                                     | 0   | 2007   | 0.00   | 2007   | 0        | 2007           | 0.01                                | 0  | 0.01   | 0                                | 0.00                            | 0   | 0.00   | 0        |
|               | ix) Foreign Body  |             | 0                            | 0  | 0                                     | 0   | 0  | 0.00   | 0  | 0        | 0              | 0.00                                | 0  | 0.00   | 0                                | 0.00                            | 0   | 0.00   | 0        |
|               | x) Lined up or Suspense or Escrow Account                                     |             | 86                           | 280244                                       | 0                                     | 0   | 280244                                       | 0.00   | 280244   | 0        | 280244         | 1.76                                | 0  | 1.76   | 0                                | 0.00                            | 0   | 0.00   | 0        |
|               | xi) Resident HUF  |             | 0                            | 0  | 0                                     | 0   | 0  | 0.00   | 0  | 0        | 0              | 0.00                                | 0  | 0.00   | 0                                | 0.00                            | 0   | 0.00   | 0        |
|               | xii) Custodian  |             | 0                            | 0  | 0                                     | 0   | 0  | 0.00   | 0  | 0        | 0              | 0.00                                | 0  | 0.00   | 0                                | 0.00                            | 0   | 0.00   | 0        |
|               | xiii) Director & Relatives  |             | 0                            | 0  | 0                                     | 0   | 0  | 0.00   | 0  | 0        | 0              | 0.00                                | 0  | 0.00   | 0                                | 0.00                            | 0   | 0.00   | 0        |
|               | xiv) Employees / Office Bearers   |             | 2                            | 34803  | 0                                     | 0   | 34803  | 0.00   | 34803  | 0        | 34803          | 0.22                                | 0  | 0.22   | 0                                | 0.00                            | 0   | 0.00   | 0        |
|               | xv) IEPF  |             | 3776                         | 4254400                                      | 0                                     | 0   | 4254400                                      | 26.77  | 4254400  | 0        | 4254400        | 26.77                               | 0  | 26.77  | 0                                | 0.00                            | 0   | 0.00   | 0        |
|               | <b>Sub Total (B)(3)</b>   |             | <b>3781</b>                  | <b>4255870</b>                               | <b>0</b>                              | <b>0</b>  | <b>4255870</b>                               | <b>26.78</b>   | <b>4255870</b>   | <b>0</b> | <b>4255870</b> | <b>26.78</b>                        | <b>0</b>   | <b>26.78</b>   | <b>0</b>                         | <b>0.00</b>                     | <b>0</b>  | <b>0.00</b>  | <b>0</b> |
|               | <b>Total Public Shareholding (B)=(B)(1)+(B)(2)+(B)(3)</b>                     |             |                              |  |                                       |   |  |  |  |          |                |                                     |  |  |                                  |                                 |   |  |          |

For Transcorp Payments Limited

Authorised Signatory

Table IV - Statement showing Shareholding Pattern of the Non Promoter - Non Public shareholder

| Category<br>TV<br>code | Category and Name<br>of the<br>shareholders  | PAN<br>(ii) | Number of<br>sharehold<br>ers<br>(iii) | No. of fully<br>paid up<br>equity<br>shares<br>(iv) | Partly<br>paid-<br>up<br>equit<br>y share<br>s held<br>(v) | No. of<br>shares<br>underlyin<br>g<br>Depositor<br>y<br>Receipts<br>(vi) | Total Nos.<br>shares<br>held<br>(VII) =<br>IV+V+VI) | Sharehol<br>ding<br>%<br>calculate<br>as per<br>(VIII) | No of voting<br>Rights held in<br>each class of<br>securities<br>(IX) |                        |   |  | No of<br>shares<br>underlying<br>outstandin<br>g<br>(X) | Shareholding<br>as a %<br>assuming<br>full<br>conversion | Number of<br>Locked in<br>shares |   | Number of shares<br>pledged or<br>otherwise<br>encumbered |   | Number<br>of Shares<br>held in<br>demateriali<br>zed<br>form |
|------------------------|--|-------------|--|---|--|--|---|--|---|------------------------|---|--|---|--|----------------------------------|---|---|---|--|
|                        |  |             |  |   |  |  |   |  | No of voting<br>Rights<br>as<br>a %<br>of                             | Tot<br>al<br>a %<br>of | Tot<br>(including<br>warrants)<br>vot<br>ing<br>rights<br>(X) | of diluted<br>share<br>capital) (XI) =<br>(VII)+(X)<br>as a % of<br>A+B+C2 |   |  | No.                              | As a % of<br>total<br>shares<br>held<br>(b) | No.   | As a % of<br>total<br>shares<br>held<br>(b) |  |
|                        |  |             |  |   |  |  |   |  |   |                        |   |  |   |  |                                  |   |   |   |  |
| (1)                    | Custodian/ DR Holder   |             | 0                                      | 0   | 0  | 0  | 0   | 0.000  | 0   | 0                      | 0   | 0  | 0   | 0  | 0.000                            | 0   | 0.000   | 0   |  |
| (2)                    | Employee Benefit Trust (under<br>SEBI (Share Based Employee<br>Benefit) Regulations, 2014)<br>Total Non-Promoter-Non<br>Public Shareholding (C) =<br>(C)(1)+(C)(2) |             | 0                                      | 0   | 0  | 0  | 0   | 0.000  | 0   | 0                      | 0   | 0  | 0   | 0  | 0.000                            | 0   | 0.000   | 0   |  |

For Transcorp Payments Limited


  
 Authorised Signatory



Table V- Statement showing details of significant beneficial owners (SBOs)

| Sr. No | Details of the Significant Beneficial Owner(SBO) (I) |   |             | Details of the registered owner (II)                         |  |             | Details of holding/ exercise of right of the SBO in the reporting company, whether direct or indirect; (III) |                   |  |                     |                                   | Date of creation / acquisition of significant beneficial interest (IV) |
|--------|--|---|-------------|--|--|-------------|--|-------------------|--|---------------------|-----------------------------------|--|
|        | Name   | PAN/ Passport No. in case of a foreign national | Nationality | Name   | PAN /Passport No.in case of a foreign national | Nationality | Shares (%)   | Voting rights (%) | Rights on distributable (%) Dividend or any other Distribution | Exercise of control | Exercise of significant Influence |  |
| 1      | Ashok Kumar Agarwal                                  |   | -           | Ashok Kumar & Sons HUF through its Karta Ashok Kumar Agarwal | -  | India       | 10   | 10                | 10   | Yes                 | Yes                               | 28/07/2001   |
|        |  |   |             |  |  |             |  |                   |  |                     |                                   |  |

For Transmission  
  
 Authorised Signatory





Format of Holding of Specified Securities

- 1 Name of the entity: **TRANSCORP PAYMENTS LIMITED**  
2 Scrip Code : **NA**  
Name of Scrip : **NA**  
4 Class of Security : **Equity Shares**

- 3 Share Holding Pattern filed under Reg 31(1)(b) as on June 24, 2022: **Post Scheme of Arrangement**  
4 **DECLARATION** : The Listed Entity is required to submit the following declaration to the extent of Submission of information

| Particulars |  | Yes | No |
|-------------|--|-----|----|
| 1           | Whether the Listed Entity has issued any partly paid up shares?                        |     | NO |
| 2           | Whether the Listed Entity has issued any Convertible Securities or Warrants?           |     | NO |
| 3           | Whether the Listed Entity has any shares against which depository receipts are issued? |     | NO |
| 4           | Whether the Listed Entity has any shares in locked-in?                                 |     | NO |
| 5           | Whether any shares held by promoters are pledge or otherwise encumbered?               |     | NO |
| 6           | Whether the listed entity has any significant beneficial owner?                        | YES |    |

  
**For Transcorp Payments Limited**  
**Authorised Signatory**

Table I - Summary Statement holding of specified securities

| Category code (i) | Category and Name of the shareholders (ii) | Number of shareholders (iii) | No. of fully paid up equity shares held (iv) | Partly paid-up equity shares held (v) | No. of shares underlying Depository Receipts (vi) | Total Nos. shares held (VII) = (iv)+(v)+(vi) | Shareholding % calculate as per SCRR 1957 As a % of (A+B+C2) (viii) | No of voting Rights held in each class of securities (ix) |         |             | Total as a % of (A+B+C) | No of shares underlying outstanding convertible Securities (including warrants) (x) | Shareholding as a % assuming full conversion of convertible of diluted share capital (XI) = (viii)+(x) | Number of Locked in shares (xii) |                                 | Number of shares pledged or otherwise encumbered (xiii) |                                 | Number of Shares held in dematerialized form (xiv) |
|-------------------|--|------------------------------|--|---------------------------------------|---|--|---|---|---------|-------------|-------------------------|---|--|----------------------------------|---------------------------------|---|---------------------------------|--|
|                   |  |                              |  |                                       |   |  |   | Class X   | Class Y | Total       |                         |   |  | (a) No. of shares                | (b) As a % of total shares held | (a) No. of shares                                       | (b) As a % of total shares held |  |
| (A)               | Promoter and Promoter Group                | 8                            | 1,16,35,502                                  | 0                                     | 0   | 1,16,35,502                                  | 73.22   | 1,16,35,502   | 0       | 1,16,35,502 | 73.22                   | 0   | 73.22  | 0                                | 0.00                            | 0   | 0.00                            | 0  |
| (B)               | Public                                     | 3,781                        | 42,55,870                                    | 0                                     | 0   | 42,55,870                                    | 26.78   | 42,55,870   | 0       | 42,55,870   | 26.78                   | 0   | 26.78  | 0                                | 0.00                            | 0   | 0.00                            | 0  |
| (C)               | Non Promoter - Non Public                  | 0                            | 0  | 0                                     | 0   | 0  | 0.00  | 0   | 0       | 0           | 0.00                    | 0   | 0.00   | 0                                | 0.00                            | 0   | 0.00                            | 0  |
| (C1)              | Shares underlying DRs                      | 0                            | 0  | 0                                     | 0   | 0  | 0.00  | 0   | 0       | 0           | 0.00                    | 0   | 0.00   | 0                                | 0.00                            | 0   | 0.00                            | 0  |
| (C2)              | Shares held by Employee Trusts             | 0                            | 0  | 0                                     | 0   | 0  | 0.00  | 0   | 0       | 0           | 0.00                    | 0   | 0.00   | 0                                | 0.00                            | 0   | 0.00                            | 0  |
|                   | Total                                      | 3,789                        | 1,58,91,372                                  | 0                                     | 0   | 1,58,91,372                                  | 100.00  | 1,58,91,372   | 0       | 1,58,91,372 | 100.00                  | 0   | 100.00   | 0                                | 0.00                            | 0   | 0.00                            | 0  |

  
 E&T Finance Corp Payments Limited  
 Authorised Signatory

Table II - Statement showing Shareholding Pattern of the Promoter and Promoter Group

| Category code | Category and Name of the shareholders (i)                  | Entity Type    | Number of shareholders (iii) | No. of fully paid up equity shares held (iv) | Partly paid-up equity (v) | No. of shares underlying Depository Receipts (vi) | Total Nos. shares held (vii) = (iv)+(v)+(vi) | Shareholding as per SCRR 1957 As a % of (A+B+C2) (viii) | No. of voting Rights held in each class of securities (ix) |         |             | Total as a % of Total voting rights | No. of shares underlying outstanding convertible securities (including warrants) (x) | Shareholding as a % assuming full conversion of convertible securities as a % of diluted share capital (xi) = as a % of A+B+C2 | Number of Locked in shares (xii) |                                 | Number of shares pledged or otherwise encumbered (xiii) |                                 | Number of Shares held in dematerialized form (xiv) |
|---------------|--|----------------|------------------------------|--|---------------------------|---|--|---|--|---------|-------------|-------------------------------------|--|--|----------------------------------|---------------------------------|---|---------------------------------|--|
|               |  |                |                              |  |                           |   |  |   | Class X  | Class Y | Total       |                                     |  |  | No. (a)                          | As a % of total shares held (b) | No. (a)   | As a % of total shares held (b) |  |
| <b>1</b>      | <b>Indian</b>  |                |                              |  |                           |   |  |   |  |         |             |                                     |  |  |                                  |                                 |   |                                 |  |
| (a)           | Individual/Hindu Undivided Family                          |                | 5                            | 27,29,603                                    | 0                         | 0   | 27,29,603                                    | 17.18   | 27,29,603  | 0       | 27,29,603   | 17.18                               | 0  | 17.18  | 0                                | 0.00                            | 0   | 0.00                            | -  |
|               | Aspek Kumar Agarwal  | Promoter       | 1                            | 681,478                                      | 0                         | 0   | 6,81,478                                     | 4.29  | 6,81,478   | 0       | 6,81,478    | 4.29                                | 0  | 4.29   | 0                                | 0.00                            | 0   | 0.00                            | -  |
|               | Aspek Kumar Agarwal  | Promoter Group | 1                            | 92,75,93.5                                   | 0                         | 0   | 9,27,594                                     | 5.84  | 9,27,594   | 0       | 9,27,594    | 5.84                                | 0  | 5.84   | 0                                | 0.00                            | 0   | 0.00                            | -  |
|               | Ayren Kato   | Promoter Group | 1                            | 6,71,875                                     | 0                         | 0   | 6,71,875                                     | 4.23  | 6,71,875   | 0       | 6,71,875    | 4.23                                | 0  | 4.23   | 0                                | 0.00                            | 0   | 0.00                            | -  |
|               | Ayren Agarwal  | Promoter Group | 1                            | 28,11,56                                     | 0                         | 0   | 2,81,156                                     | 1.64  | 2,81,156   | 0       | 2,81,156    | 1.64                                | 0  | 1.64   | 0                                | 0.00                            | 0   | 0.00                            | -  |
|               | Karnisha Agarwal   | Promoter Group | 1                            | 1,87,500                                     | 0                         | 0   | 1,87,500                                     | 1.18  | 1,87,500   | 0       | 1,87,500    | 1.18                                | 0  | 1.18   | 0                                | 0.00                            | 0   | 0.00                            | -  |
| (b)           | Central Government/State Government(s)                     |                | 0                            | 0  | 0                         | 0   | -  | 0   | -  | 0       | -           | 0                                   | 0  | 0.00   | 0                                | 0.00                            | 0   | 0.00                            | 0  |
| (c)           | Financial Institutions / Banks                             |                | 0                            | 0  | 0                         | 0   | -  | 0   | -  | 0       | -           | 0                                   | 0  | 0.00   | 0                                | 0.00                            | 0   | 0.00                            | -  |
| (d)           | Any Other (specify)  |                | 3                            | 89,05,900                                    | 0                         | 0   | 89,05,900                                    | 56.04   | 89,05,900  | 0       | 89,05,900   | 56.04                               | 0  | 56.04  | 0                                | 0.00                            | 0   | 0.00                            | -  |
|               | Body Corporate   |                |                              |  |                           |   |  |   |  |         |             |                                     |  |  |                                  |                                 |   |                                 |  |
|               | Ayren Fintate Private Ltd                                  | Promoter Group |                              | 20,48,753                                    |                           |   |  | 12.89   |  |         |             | 12.89                               |  |  |                                  |                                 |   |                                 |  |
|               | Bhokra Investment Ltd                                      | Promoter Group |                              | 60,60,784                                    |                           |   |  | 38.14   |  |         |             | 38.14                               |  |  |                                  |                                 |   |                                 |  |
|               | TCI Bhokra Projects Limited                                | Promoter Group | 1                            | 7,96,363                                     | 0                         | 0   | 7,96,363                                     | 5.01  | 7,96,363   | 0       | 7,96,363    | 5.01                                | 0  | 5.01   | 0                                | 0.00                            | 0   | 0.00                            | -  |
|               | Sub Total (A1)   |                | 8                            | 1,16,35,502                                  | 0                         | 0   | 1,16,35,502                                  | 73.22   | 1,16,35,502  | 0       | 1,16,35,502 | 73.22                               | 0  | 73.22  | 0                                | 0.00                            | 0   | 0.00                            | -  |
| <b>2</b>      | <b>Foreign</b>   |                |                              |  |                           |   |  |   |  |         |             |                                     |  |  |                                  |                                 |   |                                 |  |
| (a)           | Individuals (Non-Resident Individuals/Foreign Individuals) |                | 0                            | 0  | 0                         | 0   | -  | 0.00  | -  | 0       | -           | 0.00                                | 0  | 0.00   | 0                                | 0.00                            | 0   | 0.00                            | 0  |
| (b)           | Government   |                | 0                            | 0  | 0                         | 0   | -  | 0.00  | -  | 0       | -           | 0.00                                | 0  | 0.00   | 0                                | 0.00                            | 0   | 0.00                            | 0  |
| (c)           | Institutions   |                | 0                            | 0  | 0                         | 0   | -  | 0.00  | -  | 0       | -           | 0.00                                | 0  | 0.00   | 0                                | 0.00                            | 0   | 0.00                            | 0  |
| (d)           | Foreign Portfolio Investor                                 |                | 0                            | 0  | 0                         | 0   | -  | 0.00  | -  | 0       | -           | 0.00                                | 0  | 0.00   | 0                                | 0.00                            | 0   | 0.00                            | 0  |
| (e)           | Any Other (specify) Bodies                                 |                | 0                            | 0  | 0                         | 0   | -  | 0.00  | -  | 0       | -           | 0.00                                | 0  | 0.00   | 0                                | 0.00                            | 0   | 0.00                            | 0  |
| (f)           | Any Other (specify) Group                                  |                | 0                            | 0  | 0                         | 0   | -  | 0.00  | -  | 0       | -           | 0.00                                | 0  | 0.00   | 0                                | 0.00                            | 0   | 0.00                            | 0  |
|               | Body Corporate   |                | 0                            | 0  | 0                         | 0   | -  | 0.00  | -  | 0       | -           | 0.00                                | 0  | 0.00   | 0                                | 0.00                            | 0   | 0.00                            | 0  |
|               | Sub Total (A2)   |                | 0                            | 0  | 0                         | 0   | -  | 0.00  | -  | 0       | -           | 0.00                                | 0  | 0.00   | 0                                | 0.00                            | 0   | 0.00                            | 0  |
|               | Total Shareholding of Promoter and Promoter Group (A1+A2)  |                | 8                            | 1,16,35,502                                  | 0                         | 0   | 1,16,35,502                                  | 73.22   | 1,16,35,502  | 0       | 1,16,35,502 | 100.00                              | 0  | 73.22  | 0                                | 0.00                            | 0   | 0.00                            | 0  |

For Transcorp Payments Limited  
Authorized Signatory



Table II - Statement showing Shareholding Pattern of the Public shareholder

| Category code | Category and Name of the shareholders (i)                                     | Number of shareholders (iii) | No. of fully paid up equity shares held (iv) | Partly paid-up equity held (v) | No. of shares underlying Depository Receipts (vi) | Total Nos. shares held (vii) = (iv)+(v)+(vi) | Shareholding % as per SCRR 1957 (viii) As a % of (A+B+C2) | No. of voting Rights held in each class of securities (ix) |         |         | No. of shares underlying convertible securities (including warrants) (x) | Shareholding % assuming full conversion of convertible securities as a % of diluted share capital (xi) = as a % of A+B+C2 | Number of Locked in shares (xii) | Number of pledged or otherwise encumbered (xiii) | Number of shares held in dematerialized form (xiv) |
|---------------|---|------------------------------|--|--------------------------------|---|--|---|--|---------|---------|--|---|----------------------------------|--|--|
|               |   |                              |  |                                |   |  |   | Class X  | Class Y | Total   | Total as a % of Total voting rights                                      |   |                                  |  |  |
| 1             | Institutions  |                              |  |                                |   |  |   |  |         |         |  |   |                                  |  |  |
| (a)           | Mutual Funds/UTI  | 0                            | 0  | 0                              | 0   | 0  | 0.00  | 0  | 0       | 0       | 0.00   | 0   | 0.00                             | 0  | 0.00   |
| (b)           | Venture Capital Funds   | 0                            | 0  | 0                              | 0   | 0  | 0.00  | 0  | 0       | 0       | 0.00   | 0   | 0.00                             | 0  | 0.00   |
| (c)           | Alternate Investment Funds  | 0                            | 0  | 0                              | 0   | 0  | 0.00  | 0  | 0       | 0       | 0.00   | 0   | 0.00                             | 0  | 0.00   |
| (d)           | Foreign Venture Capital Investors   | 0                            | 0  | 0                              | 0   | 0  | 0.00  | 0  | 0       | 0       | 0.00   | 0   | 0.00                             | 0  | 0.00   |
| (e)           | Foreign Portfolio Investors/FII   | 2                            | 209  | 0                              | 0   | 209  | 0.00  | 209  | 0       | 209     | 0.00   | 0   | 0.00                             | 0  | 0.00   |
| (f)           | Financial Institutions / Banks  | 4                            | 1261   | 0                              | 0   | 1261   | 0.00  | 1261   | 0       | 1261    | 0.01   | 0   | 0.01                             | 0  | 0.00   |
| (g)           | Insurance Companies   | 0                            | 0  | 0                              | 0   | 0  | 0.00  | 0  | 0       | 0       | 0.00   | 0   | 0.00                             | 0  | 0.00   |
| (h)           | Provident Funds / Pension Funds   | 0                            | 0  | 0                              | 0   | 0  | 0.00  | 0  | 0       | 0       | 0.00   | 0   | 0.00                             | 0  | 0.00   |
| (i)           | Any Other (specify)   | 0                            | 0  | 0                              | 0   | 0  | 0.00  | 0  | 0       | 0       | 0.00   | 0   | 0.00                             | 0  | 0.00   |
|               | Sub Total (B)(1)  | 6                            | 1470   | 0                              | 0   | 1470   | 0.01  | 1470   | 0       | 1470    | 0.01   | 0   | 0.01                             | 0  | 0.00   |
| (2)           | Central Government/State Government(s)/ President of India                    | 0                            | 0  | 0                              | 0   | 0  | 0.00  | 0  | 0       | 0       | 0.00   | 0   | 0.00                             | 0  | 0.00   |
|               | Sub Total (B)(2)  | 0                            | 0  | 0                              | 0   | 0  | 0.00  | 0  | 0       | 0       | 0.00   | 0   | 0.00                             | 0  | 0.00   |
| 3             | Non-institutions  |                              |  |                                |   |  |   |  |         |         |  |   |                                  |  |  |
| (a-1)         | Individuals - shareholders holding nominal share capital up to Rs. 2 Lakh     | 3420                         | 1702114                                      | 0                              | 0   | 1702114                                      | 0.00  | 1702114  | 0       | 1702114 | 10.71  | 0   | 10.71                            | 0  | 0.00   |
| (a-1i)        | Individual shareholders holding nominal share capital in excess of Rs. 2 Lakh | 3                            | 3329145                                      | 0                              | 0   | 332915                                       | 0.00  | 332915   | 0       | 332915  | 2.09   | 0   | 2.09                             | 0  | 0.00   |
| (b)           | NBFCs registered with RBI   | 0                            | 0  | 0                              | 0   | 0  | 0.00  | 0  | 0       | 0       | 0.00   | 0   | 0.00                             | 0  | 0.00   |
| (c)           | Employee Trusts   | 0                            | 0  | 0                              | 0   | 0  | 0.00  | 0  | 0       | 0       | 0.00   | 0   | 0.00                             | 0  | 0.00   |
| (d)           | Overseas Depositories (holding DRs) (balancing figure)                        | 0                            | 0  | 0                              | 0   | 0  | 0.00  | 0  | 0       | 0       | 0.00   | 0   | 0.00                             | 0  | 0.00   |
| (e)           | Any Other (specify)   | 352                          | 22193715                                     | 0                              | 0   | 2219372                                      | 0.00  | 2219372  | 0       | 2219372 | 13.97  | 0   | 13.97                            | 0  | 0.00   |
|               | i) Bodies Corporate   | 63                           | 1860749                                      | 0                              | 0   | 1860749                                      | 0.00  | 1860749  | 0       | 1860749 | 11.71  | 0   | 11.71                            | 0  | 0.00   |
|               | Teknec Trading Company Private Limited  | 1                            | 715827                                       | 0                              | 0   | 715827                                       | 0.00  | 715827   | 0       | 715827  | 4.5  | 0   | 4.5                              | 0  | 0.00   |
|               | Vitro Suppliers Pvt Ltd   | 1                            | 927960                                       | 0                              | 0   | 927960                                       | 0.00  | 927960   | 0       | 927960  | 6.12   | 0   | 6.12                             | 0  | 0.00   |
|               | ii) Non Resident Indians  | 173                          | 14787  | 0                              | 0   | 14787  | 0.00  | 14787  | 0       | 14787   | 0.09   | 0   | 0.09                             | 0  | 0.00   |
|               | iii) Non Resident Non Resident  | 23                           | 26787  | 0                              | 0   | 26787  | 0.00  | 26787  | 0       | 26787   | 0.17   | 0   | 0.17                             | 0  | 0.00   |
|               | iv) Overseas corporate bodies   | 0                            | 0  | 0                              | 0   | 0  | 0.00  | 0  | 0       | 0       | 0.00   | 0   | 0.00                             | 0  | 0.00   |
|               | v) Foreign Nationals  | 0                            | 0  | 0                              | 0   | 0  | 0.00  | 0  | 0       | 0       | 0.00   | 0   | 0.00                             | 0  | 0.00   |
|               | vi) Trust   | 0                            | 0  | 0                              | 0   | 0  | 0.00  | 0  | 0       | 0       | 0.00   | 0   | 0.00                             | 0  | 0.00   |
|               | vii) Foreign Portfolio Investor (individual)                                  | 5                            | 20015  | 0                              | 0   | 2002   | 0.00  | 2002   | 0       | 2002    | 0.01   | 0   | 0.01                             | 0  | 0.00   |
|               | viii) Clearing Member   | 0                            | 0  | 0                              | 0   | 0  | 0.00  | 0  | 0       | 0       | 0.00   | 0   | 0.00                             | 0  | 0.00   |
|               | ix) Foreign Body  | 0                            | 0  | 0                              | 0   | 0  | 0.00  | 0  | 0       | 0       | 0.00   | 0   | 0.00                             | 0  | 0.00   |
|               | x) Unclaimed or Suspense or Escrow Account                                    | 86                           | 280244                                       | 0                              | 0   | 280244                                       | 0.00  | 280244   | 0       | 280244  | 1.76   | 0   | 1.76                             | 0  | 0.00   |
|               | xi) Resident ILF  | 0                            | 0  | 0                              | 0   | 0  | 0.00  | 0  | 0       | 0       | 0.00   | 0   | 0.00                             | 0  | 0.00   |
|               | xii) Custodian  | 0                            | 0  | 0                              | 0   | 0  | 0.00  | 0  | 0       | 0       | 0.00   | 0   | 0.00                             | 0  | 0.00   |
|               | xiii) Director & Relatives  | 0                            | 0  | 0                              | 0   | 0  | 0.00  | 0  | 0       | 0       | 0.00   | 0   | 0.00                             | 0  | 0.00   |
|               | xiv) Employees / Office Bearers   | 2                            | 34803  | 0                              | 0   | 34803  | 0.00  | 34803  | 0       | 34803   | 0.22   | 0   | 0.22                             | 0  | 0.00   |
|               | xv) IEPF  | 0                            | 0  | 0                              | 0   | 0  | 0.00  | 0  | 0       | 0       | 0.00   | 0   | 0.00                             | 0  | 0.00   |
|               | Sub Total (B)(3)  | 3751                         | 4254400                                      | 0                              | 0   | 4254400                                      | 26.77   | 4254400  | 0       | 4254400 | 26.77  | 0   | 26.77                            | 0  | 0.00   |
|               | Total Public Shareholding (B) = (B)(1)+(B)(2)+(B)(3)                          | 3751                         | 4255870                                      | 0                              | 0   | 4255870                                      | 26.78   | 4255870  | 0       | 4255870 | 26.78  | 0   | 26.78                            | 0  | 0.00   |

For Transcorp Payments Limited

Authorised Signatory

Table IV - Statement showing Shareholding Pattern of the Non Promoter - Non Public shareholder

| Category IV code | Category and Name of the shareholders  | Number of shareholders (iii) | No. of fully paid up equity shares (iv) | Partly paid-up equity shares held (v) | No. of shares underlying Depository Receipts (vi) | Total Nos. shares held (vii) = (iv)+(v)+(vi) | Shareholding % calculated as per SCRR 1957 As a % of (A+B+C2) (viii) | No of voting Rights held in each class of securities (ix) |                     |       |       | No of shares underlying outstanding convertible securities (x) | Shareholding as a % assuming full conversion of convertible securities (as a % of diluted share capital) (XI) = (vii)+(x) as a % of A+B+C2 | Number of Locked in shares (xii) |       | Number of shares pledged or otherwise encumbered (xiii) |       | Number of Shares held in dematerialized form (xiv) |                                 |
|------------------|--|------------------------------|---|---------------------------------------|---|--|--|---|---------------------|-------|-------|--|--|----------------------------------|-------|---|-------|--|---------------------------------|
|                  |  |                              |   |                                       |   |  |  | Total as a % of securities                                | Rights              |       |       |  |  | Total as a % of securities       | (a)   | As a % of total shares held (b)                         | (a)   |  | As a % of total shares held (b) |
|                  |  |                              |   |                                       |   |  |  |   | No of voting Rights | Class | Class |  |  |                                  |       |   |       |  |                                 |
|                  |  |                              |   |                                       |   |  |  |   |                     |       |       |  |  |                                  |       |   |       |  |                                 |
| (1)              | Custodian/ DR Holder   | 0                            | 0                                       | 0                                     | 0   | 0  | 0.000  | 0   | 0                   | 0     | 0     | 0  | 0  | 0                                | 0.000 | 0   | 0.000 | 0  |                                 |
| (2)              | Employee Benefit Trust (under SEBI (Share Based Employee Benefit) Regulations, 2014) | 0                            | 0                                       | 0                                     | 0   | 0  | 0.000  | 0   | 0                   | 0     | 0     | 0  | 0  | 0                                | 0.000 | 0   | 0.000 | 0  |                                 |
|                  | Total Non-Promoter-Non Public Shareholding (C) = (C)(1)+(C)(2)                       | 0                            | 0                                       | 0                                     | 0   | 0  | 0.000  | 0   | 0                   | 0     | 0     | 0  | 0  | 0                                | 0.000 | 0   | 0.000 | 0  |                                 |

For Transcord Payments Limited  
  
 Authorized Signatory

Table V- Statement showing details of significant beneficial owners (SBOs)

| Sr. No | Details of the Significant Beneficial Owner(SBO) (I) |   |             | Details of the registered owner (II)                         |  |             | Details of holding/ exercise of right of the SBO in the reporting company, whether direct or indirect: (III) |                   |  |                     |                                   | Date of creation / acquisition / of significant beneficial interest (IV) |
|--------|--|---|-------------|--|--|-------------|--|-------------------|--|---------------------|-----------------------------------|--|
|        | Name   | PAN/ Passport No. in case of a foreign national | Nationality | Name   | PAN /Passport No.in case of a foreign national | Nationality | Shares (%)   | Voting rights (%) | Rights on distributable (%) Dividend or any other Distribution | Exercise of control | Exercise of significant influence |  |
| 1      | Ashok Kumar Agarwal                                  | AABHA3421L                                      | -           | Ashok Kumar & Sons HUF through its Karta Ashok Kumar Agarwal | -  | India       | 10   | 10                | 10   | Yes                 | Yes                               | 28/07/2001   |
|        |  |   |             |  |  |             |  |                   |  |                     |                                   |  |

For Transcorp Payments Limited



Authorised Signatory

67

Format of Holding of Specified Securities

- 1 Name of the entity: **TRANSCORP PAYMENTS LIMITED**
- 2 Scrip Code : NA  
Name of Scrip : NA
- Class of Security : **Equity Shares**

- 3 Share Holding Pattern filed under Reg 31(1)(b) as on June 24, 2022: **Pre Scheme of Arrangement**
- 4 **DECLARATION** : The Listed Entity is required to submit the following declaration to the extent of Submission of information

|   | Particulars   | Yes | No |
|---|---|-----|----|
| 1 | Whether the Listed Entity has issued any partly paid up shares ?                        |     | NO |
| 2 | Whether the Listed Entity has issued any Convertible Securities ?                       |     | NO |
| 3 | Whether the Listed Entity has issued any Warrants ?                                     |     | NO |
| 4 | Whether the Listed Entity has any shares against which Depository receipts are issued ? |     | NO |
| 5 | Whether the Listed Entity has any shares in locked-in ?                                 |     | NO |
| 6 | Whether any shares held by Promoters are pledged or otherwise encumbered ?              |     | NO |
| 7 | Whether Company has equity shares with differential voting rights                       |     | NO |

  
**For Transcorp Payments Limited**  
Authorised Signatory



Table I - Summary Statement holding of specified securities

| Category code (i) | Category and Name of the shareholders (ii) | Number of shareholders (iii) | No. of fully paid up equity shares held (iv) | Partly paid-up equity shares held (v) | No. of shares underlying Depository Receipts (vi) | Total Nos. shares held (vii) = (iv)+(v)+(vi) | Shareholding as per SCRR 1957 As a % of (A+B+C2) (viii) | No. of Voting Rights held in each class of securities (ix) |         |          | Total as a % of (A+B+C) (x) | No. of shares underlying outstanding convertible Securities (including warrants) (xi) | Shareholding as a % assuming full conversion of convertible of diluted share capital (xii) = (vi)+(xi) as a % of A+B+C2 | Number of Locked in shares (xiii) |      | Number of shares pledged or otherwise encumbered (xiv) |      | Number of Shares held in dematerialized form (xv) |
|-------------------|--|------------------------------|--|---------------------------------------|---|--|---|--|---------|----------|-----------------------------|---|---|-----------------------------------|------|--|------|---|
|                   |  |                              |  |                                       |   |  |   | Class X  | Class Y | Total    |                             |   |   | (a)                               | (b)  | (a)  | (b)  |   |
| (A)               | Promoter and Promoter Group                | 7                            | 2,50,000                                     | 0                                     | 0   | 2,50,000                                     | 100.00  | 2,50,000   | 0       | 2,50,000 | 100.00                      | 0   | 100.00  | 0                                 | 0.00 | 0  | 0.00 | 0   |
| (B)               | Public                                     | 0                            | 0  | 0                                     | 0   | 0  | 0.00  | 0  | 0       | 0        | 0.00                        | 0   | 0.00  | 0                                 | 0.00 | 0  | 0.00 | 0   |
| (C)               | Non Promoter - Non Public                  | 0                            | 0  | 0                                     | 0   | 0  | 0.00  | 0  | 0       | 0        | 0.00                        | 0   | 0.00  | 0                                 | 0.00 | 0  | 0.00 | 0   |
| (C1)              | Shares underlying DRs                      | 0                            | 0  | 0                                     | 0   | 0  | 0.00  | 0  | 0       | 0        | 0.00                        | 0   | 0.00  | 0                                 | 0.00 | 0  | 0.00 | 0   |
| (C2)              | Shares held by Employee Trusts             | 0                            | 0  | 0                                     | 0   | 0  | 0.00  | 0  | 0       | 0        | 0.00                        | 0   | 0.00  | 0                                 | 0.00 | 0  | 0.00 | 0   |
|                   | Total                                      | 7                            | 2,50,000                                     | 0                                     | 0   | 2,50,000                                     | 100.00  | 2,50,000   | 0       | 2,50,000 | 100.00                      | 0   | 100.00  | 0                                 | 0.00 | 0  | 0.00 | 0   |

For Transcorp Payments Limited  
  
 Authorised Signatory

Table 1 - Statement showing Shareholding Pattern of the Promoter and Promoter Group

| Category code | Category and Name of the shareholders (i)                    | Entity Type | PAN (ii)   | Number of shareholders (iii) | No. of fully paid up equity shares held (iv) | Partly paid-up equity shares held (v) | No. of shares underlying Depository Receipts (vi) | Total Nos. shares held (vii) = (iv)+(v)+(vi) | Shareholding % calculated as per SCRR 1957 As a % of (A+B+C2) (viii) | No of voting Rights held in each class of securities (IX) |         |          | No of shares underlying outstanding convertible securities (including warrants) (x) | Shareholding as a % assuming full conversion of convertible securities as a % of diluted share capital (XI) = as a % of A+B+C2 | Number of Locked in shares (XII) |                                 | Number of shares pledged or otherwise encumbered (XIII) |                                 | Number of Shares held in dematerialized form (XIV) (v) |
|---------------|--|-------------|------------|------------------------------|--|---------------------------------------|---|--|--|---|---------|----------|---|--|----------------------------------|---------------------------------|---|---------------------------------|--|
|               |  |             |            |                              |  |                                       |   |  |  | Class X   | Class Y | Total    |   |  | No. (a)                          | As a % of total shares held (b) | No. (c)   | As a % of total shares held (d) |  |
| 1             | <b>Indian</b>  |             |            | 6                            | 0  | 0                                     | 0   | 6  | 0.00   |   |         | 6        | 0   | 0.00   | 0                                | 0.00                            | 0   | 0.00                            | -  |
| (a)           | Industial/Indu Unlisted/ Family                              | Promoter    | AOCFA6921L | 1                            | 1  | 0                                     | 0   | 1  | 0.00   | 1   | 0       | 1        | 0   | 0.00   | 0                                | 0.00                            | 0   | 0.00                            | -  |
|               | Ayan Agarwal*  | Promoter    | ABVPC0607M | 1                            | 1  | 0                                     | 0   | 1  | 0.00   | 1   | 0       | 1        | 0   | 0.00   | 0                                | 0.00                            | 0   | 0.00                            | -  |
|               | Narendra Singh Chauhan*                                      | Promoter    | ABVPM7365C | 1                            | 1  | 0                                     | 0   | 1  | 0.00   | 1   | 0       | 1        | 0   | 0.00   | 0                                | 0.00                            | 0   | 0.00                            | -  |
|               | Mukesh Kumar Mehta*  | Promoter    | CNEB56823P | 1                            | 1  | 0                                     | 0   | 1  | 0.00   | 1   | 0       | 1        | 0   | 0.00   | 0                                | 0.00                            | 0   | 0.00                            | -  |
|               | Arunabh Sanyal*  | Promoter    | BCHFRK087M | 1                            | 1  | 0                                     | 0   | 1  | 0.00   | 1   | 0       | 1        | 0   | 0.00   | 0                                | 0.00                            | 0   | 0.00                            | -  |
|               | Hem Kaurver*   | Promoter    | BQAF35341P | 1                            | 1  | 0                                     | 0   | 1  | 0.00   | 1   | 0       | 1        | 0   | 0.00   | 0                                | 0.00                            | 0   | 0.00                            | -  |
|               | Securabit Group*   | Promoter    |            | 1                            | 1  | 0                                     | 0   | 1  | 0.00   | 1   | 0       | 1        | 0   | 0.00   | 0                                | 0.00                            | 0   | 0.00                            | -  |
| (b)           | Central Government/State Government(s)                       |             |            | 0                            | 0  | 0                                     | 0   | 0  | 0.00   | -   | 0       | -        | 0   | 0.00   | 0                                | 0.00                            | 0   | 0.00                            | 0  |
| (c)           | Financial Institutions / Banks                               |             |            | 0                            | 0  | 0                                     | 0   | 0  | 0.00   | -   | 0       | -        | 0   | 0.00   | 0                                | 0.00                            | 0   | 0.00                            | -  |
| (d)           | Any Other (Specify)  |             |            | 1                            | 2,49,994                                     | 0                                     | 0   | 2,49,994                                     | 100.00   | 2,49,994  | 0       | 2,49,994 | 0   | 100.00   | 0                                | 0.00                            | 0   | 0.00                            | -  |
|               | Transcorp International Limited                              | Promoter    | AAAC16622Q | 1                            | 2,49,994                                     | 0                                     | 0   | 2,49,994                                     | 100.00   | 2,49,994  | 0       | 2,49,994 | 0   | 100.00   | 0                                | 0.00                            | 0   | 0.00                            | -  |
|               | Sub Total A(i)   |             |            | 7                            | 2,50,000                                     | 0                                     | 0   | 2,50,000                                     | 100.00   | 2,50,000  | 0       | 2,50,000 | 0   | 100.00   | 0                                | 0.00                            | 0   | 0.00                            | 0  |
| 2             | <b>Foreign</b>   |             |            |                              |  |                                       |   |  |  |   |         |          |   |  |                                  |                                 |   |                                 |  |
| (a)           | Individual (Non Resident) Individual/ foreign                |             |            | 0                            | 0  | 0                                     | 0   | 0  | 0.00   | -   | 0       | -        | 0   | 0.00   | 0                                | 0.00                            | 0   | 0.00                            | 0  |
|               | Individual   |             |            | 0                            | 0  | 0                                     | 0   | 0  | 0.00   | -   | 0       | -        | 0   | 0.00   | 0                                | 0.00                            | 0   | 0.00                            | 0  |
| (b)           | Government   |             |            | 0                            | 0  | 0                                     | 0   | 0  | 0.00   | -   | 0       | -        | 0   | 0.00   | 0                                | 0.00                            | 0   | 0.00                            | 0  |
| (c)           | Institutions   |             |            | 0                            | 0  | 0                                     | 0   | 0  | 0.00   | -   | 0       | -        | 0   | 0.00   | 0                                | 0.00                            | 0   | 0.00                            | 0  |
| (d)           | Foreign Portfolio Investor                                   |             |            | 0                            | 0  | 0                                     | 0   | 0  | 0.00   | -   | 0       | -        | 0   | 0.00   | 0                                | 0.00                            | 0   | 0.00                            | 0  |
| (e)           | Any Other (Specify) Bodies                                   |             |            | 0                            | 0  | 0                                     | 0   | 0  | 0.00   | -   | 0       | -        | 0   | 0.00   | 0                                | 0.00                            | 0   | 0.00                            | 0  |
| (f)           | Any Other (Specify) Group                                    |             |            | 0                            | 0  | 0                                     | 0   | 0  | 0.00   | -   | 0       | -        | 0   | 0.00   | 0                                | 0.00                            | 0   | 0.00                            | 0  |
|               | Body Corporate   |             |            | 0                            | 0  | 0                                     | 0   | 0  | 0.00   | -   | 0       | -        | 0   | 0.00   | 0                                | 0.00                            | 0   | 0.00                            | 0  |
|               | Sub Total A(ii)  |             |            | 0                            | 0  | 0                                     | 0   | 0  | 0.00   | -   | 0       | -        | 0   | 0.00   | 0                                | 0.00                            | 0   | 0.00                            | 0  |
|               | Total Shareholding of Promoter and Promoter Group A(i)+A(ii) |             |            | 7                            | 2,50,000                                     | 0                                     | 0   | 2,50,000                                     | 100.00   | 2,50,000  | 0       | 2,50,000 | 0   | 100.00   | 0                                | 0.00                            | 0   | 0.00                            | 0  |

\*The shareholders are nominee shareholders of Transcorp International Limited

For Transcorp Payments Limited  
  
 Authorised Signatory

Table III - Statement showing Shareholding Pattern of the Public shareholder

| Category code | Category and Name of the shareholders (i)                                     | PAN (ii) | Number of shareholders (iii) | No. of fully paid up equity shares held (iv) | Partly paid-up equity held (v) | No. of shares underlying Depository Receipts (vi) | Total Nos. shares held (vii) = (iv)+(v)+(vi) | Shareholding % calculate as per SCRR 1957 as a % of (A+B+C2) (viii) | No of voting Rights held in each class of securities (ix) |         |       | Total as a % of Total voting rights | No of shares underlying outstanding convertible warrants (x) | Shareholding as a % assuming full conversion of convertible securities as a % of diluted share capital) (xi) = as a % of A+B+C2 | Number of Locked in shares (xii) |                                 | Number of shares pledged or otherwise encumbered (xiii) |                                 | Number of Shares held in dematerialized form (xiv) |
|---------------|---|----------|------------------------------|--|--------------------------------|---|--|---|---|---------|-------|-------------------------------------|--|---|----------------------------------|---------------------------------|---|---------------------------------|--|
|               |   |          |                              |  |                                |   |  |   | Class X   | Class Y | Total |                                     |  |   | No. (a)                          | As a % of total shares held (b) | No. (a)   | As a % of total shares held (b) |  |
|               |   |          |                              |  |                                |   |  |   |   |         |       |                                     |  |   |                                  |                                 |   |                                 |  |
| 1             | Institutions  |          |                              |  |                                |   |  |   |   |         |       |                                     |  |   |                                  |                                 |   |                                 |  |
| (a)           | Mutual Funds (1)  |          | 0                            | 0  | 0                              | 0   | 0  | 0.00  | 0   | 0       | 0     | 0.00                                | 0  | 0.00  | 0                                | 0.00                            | 0   | 0.00                            | 0  |
| (b)           | Venture Capital Funds   |          | 0                            | 0  | 0                              | 0   | 0  | 0.00  | 0   | 0       | 0     | 0.00                                | 0  | 0.00  | 0                                | 0.00                            | 0   | 0.00                            | 0  |
| (c)           | Alternate Investment Funds  |          | 0                            | 0  | 0                              | 0   | 0  | 0.00  | 0   | 0       | 0     | 0.00                                | 0  | 0.00  | 0                                | 0.00                            | 0   | 0.00                            | 0  |
| (d)           | Foreign Venture Capital Investors   |          | 0                            | 0  | 0                              | 0   | 0  | 0.00  | 0   | 0       | 0     | 0.00                                | 0  | 0.00  | 0                                | 0.00                            | 0   | 0.00                            | 0  |
| (e)           | Foreign Portfolio Investors (1)   |          | 0                            | 0  | 0                              | 0   | 0  | 0.00  | 0   | 0       | 0     | 0.00                                | 0  | 0.00  | 0                                | 0.00                            | 0   | 0.00                            | 0  |
|               | First Sparkle Investors (CVC - FSSA Asia Focus Fund                           |          |                              | 0  | 0                              | 0   | 0  | 0.00  | 0   | 0       | 0     | 0.00                                | 0  | 0.00  | 0                                | 0.00                            | 0   | 0.00                            | 0  |
|               | New York Life Insurance Company   |          |                              | 0  | 0                              | 0   | 0  | 0.00  | 0   | 0       | 0     | 0.00                                | 0  | 0.00  | 0                                | 0.00                            | 0   | 0.00                            | 0  |
| (f)           | Financial Institutions / Banks  |          | 0                            | 0  | 0                              | 0   | 0  | 0.00  | 0   | 0       | 0     | 0.00                                | 0  | 0.00  | 0                                | 0.00                            | 0   | 0.00                            | 0  |
| (g)           | Insurance Companies   |          | 0                            | 0  | 0                              | 0   | 0  | 0.00  | 0   | 0       | 0     | 0.00                                | 0  | 0.00  | 0                                | 0.00                            | 0   | 0.00                            | 0  |
| (h)           | Provident Funds / Pension Funds   |          | 0                            | 0  | 0                              | 0   | 0  | 0.00  | 0   | 0       | 0     | 0.00                                | 0  | 0.00  | 0                                | 0.00                            | 0   | 0.00                            | 0  |
| (i)           | Any Other (Specify)   |          | 0                            | 0  | 0                              | 0   | 0  | 0.00  | 0   | 0       | 0     | 0.00                                | 0  | 0.00  | 0                                | 0.00                            | 0   | 0.00                            | 0  |
|               | New York Life International Holdings Ltd                                      |          |                              | 0  | 0                              | 0   | 0  | 0.00  | 0   | 0       | 0     | 0.00                                | 0  | 0.00  | 0                                | 0.00                            | 0   | 0.00                            | 0  |
| (j)           | Any Other (Specify) Foreign Direct Investment (FDI)                           |          | 0                            | 0  | 0                              | 0   | 0  | 0.00  | 0   | 0       | 0     | 0.00                                | 0  | 0.00  | 0                                | 0.00                            | 0   | 0.00                            | 0  |
| (k)           | Any Other (Specify) Foreign Institutional Investors                           |          | 0                            | 0  | 0                              | 0   | 0  | 0.00  | 0   | 0       | 0     | 0.00                                | 0  | 0.00  | 0                                | 0.00                            | 0   | 0.00                            | 0  |
|               | India Inflight Value Fund   |          |                              | 0  | 0                              | 0   | 0  | 0.00  | 0   | 0       | 0     | 0.00                                | 0  | 0.00  | 0                                | 0.00                            | 0   | 0.00                            | 0  |
| (l)           | Any Other (Specify) Qualified Foreign Investor                                |          | 0                            | 0  | 0                              | 0   | 0  | 0.00  | 0   | 0       | 0     | 0.00                                | 0  | 0.00  | 0                                | 0.00                            | 0   | 0.00                            | 0  |
|               | Sub Total (B)(1)  |          | 0                            | 0  | 0                              | 0   | 0  | 0.00  | 0   | 0       | 0     | 0.00                                | 0  | 0.00  | 0                                | 0.00                            | 0   | 0.00                            | 0  |
| (2)           | Sub Total (B)(2)  |          | 0                            | 0  | 0                              | 0   | 0  | 0.00  | 0   | 0       | 0     | 0.00                                | 0  | 0.00  | 0                                | 0.00                            | 0   | 0.00                            | 0  |
|               | Central Government/State Government(s)/ President of India                    |          | 0                            | 0  | 0                              | 0   | 0  | 0.00  | 0   | 0       | 0     | 0.00                                | 0  | 0.00  | 0                                | 0.00                            | 0   | 0.00                            | 0  |
| <b>3</b>      | <b>Non-Institutions</b>   |          |                              |  |                                |   |  |   |   |         |       |                                     |  |   |                                  |                                 |   |                                 |  |
| (a=1)         | Individuals - shareholders holding nominal share capital up to Rs.2 Lakh      |          | 0                            | 0  | 0                              | 0   | 0  | 0.00  | 0   | 0       | 0     | 0.00                                | 0  | 0.00  | 0                                | 0.00                            | 0   | 0.00                            | 0  |
| (a=1)         | Individual shareholders holding nominal share capital in excess of Rs. 2 Lakh |          | 0                            | 0  | 0                              | 0   | 0  | 0.00  | 0   | 0       | 0     | 0.00                                | 0  | 0.00  | 0                                | 0.00                            | 0   | 0.00                            | 0  |
|               | AUD B L All   |          |                              | 0  | 0                              | 0   | 0  | 0.00  | 0   | 0       | 0     | 0.00                                | 0  | 0.00  | 0                                | 0.00                            | 0   | 0.00                            | 0  |
| (b)           | NBFCs registered with RBI   |          | 0                            | 0  | 0                              | 0   | 0  | 0.00  | 0   | 0       | 0     | 0.00                                | 0  | 0.00  | 0                                | 0.00                            | 0   | 0.00                            | 0  |
| (c)           | Any Other (Specify) Bodies Corporate  |          | 0                            | 0  | 0                              | 0   | 0  | 0.00  | 0   | 0       | 0     | 0.00                                | 0  | 0.00  | 0                                | 0.00                            | 0   | 0.00                            | 0  |
| (d)           | Any Other (Specify) Non-Resident Indian Non-Resident                          |          | 0                            | 0  | 0                              | 0   | 0  | 0.00  | 0   | 0       | 0     | 0.00                                | 0  | 0.00  | 0                                | 0.00                            | 0   | 0.00                            | 0  |
| (e)           | Any Other (Specify) Non-Resident Indian Resident                              |          | 0                            | 0  | 0                              | 0   | 0  | 0.00  | 0   | 0       | 0     | 0.00                                | 0  | 0.00  | 0                                | 0.00                            | 0   | 0.00                            | 0  |
| (f)           | Any Other (Specify) Chartered Member  |          | 0                            | 0  | 0                              | 0   | 0  | 0.00  | 0   | 0       | 0     | 0.00                                | 0  | 0.00  | 0                                | 0.00                            | 0   | 0.00                            | 0  |
| (g)           | FE Societies Ltd  |          | 0                            | 0  | 0                              | 0   | 0  | 0.00  | 0   | 0       | 0     | 0.00                                | 0  | 0.00  | 0                                | 0.00                            | 0   | 0.00                            | 0  |
| (h)           | Any Other (Specify) Trust   |          | 0                            | 0  | 0                              | 0   | 0  | 0.00  | 0   | 0       | 0     | 0.00                                | 0  | 0.00  | 0                                | 0.00                            | 0   | 0.00                            | 0  |
| (i)           | Any Other (Specify) Director's & Their Relatives                              |          | 0                            | 0  | 0                              | 0   | 0  | 0.00  | 0   | 0       | 0     | 0.00                                | 0  | 0.00  | 0                                | 0.00                            | 0   | 0.00                            | 0  |
| (j)           | Any Other (Specify) H.F.  |          | 0                            | 0  | 0                              | 0   | 0  | 0.00  | 0   | 0       | 0     | 0.00                                | 0  | 0.00  | 0                                | 0.00                            | 0   | 0.00                            | 0  |
|               | Sub Total (B)(3)  |          | 0                            | 0  | 0                              | 0   | 0  | 0.00  | 0   | 0       | 0     | 0.00                                | 0  | 0.00  | 0                                | 0.00                            | 0   | 0.00                            | 0  |
|               | Total Public Shareholding (B)=(B)(1)+(B)(2)+(B)(3)                            |          | 0                            | 0  | 0                              | 0   | 0  | 0.00  | 0   | 0       | 0     | 0.00                                | 0  | 0.00  | 0                                | 0.00                            | 0   | 0.00                            | 0  |

For Transcorp Payments Limited  
  
 Authorised Signatory



Table IV - Statement showing Shareholding Pattern of the Non Promoter - Non Public shareholder

| Category<br>TV<br>code | Category and Name<br>of the<br>shareholders  | PAN<br>(II) | Number of<br>sharehold<br>ers<br>(III) | No. of fully<br>paid up<br>equity<br>shares<br>(IV) | Partly<br>paid-<br>up<br>equit<br>y share<br>(V) | No. of<br>shares<br>underlyin<br>g Depositor<br>(VI) | Total Nos.<br>shares<br>held<br>(VII =<br>IV+V+VI) | Sharehol<br>ding<br>%<br>calculate<br>as per<br>(VIII) | No of voting<br>Rights held in<br>each class of<br>securities<br>(IX) |                                    |       |   | No of<br>shares<br>underlying<br>outstandin<br>g<br>(X) | Shareholding<br>as a %<br>assuming<br>full<br>conversion<br>of convertible<br>securities(as<br>a %<br>of diluted<br>share<br>capital) (XI) =<br>(VII)+(X)<br>as a % of<br>A+B+C2 | Number of |   | Number of shares |   | Number<br>of Shares<br>held in<br>demateriali<br>zed<br>form |   |   |
|------------------------|--|-------------|--|---|--|--|--|--|---|------------------------------------|-------|---|---|--|-----------|---|------------------|---|--|---|---|
|                        |  |             |  |   |  |  |  |  | No of voting<br>Rights<br>as<br>a %<br>of<br>(XII)                    | Total<br>as<br>a %<br>of<br>(XIII) | (XIV) |   |   |  | No.       | As a % of<br>total<br>shares<br>held<br>(b) | No.              | As a % of<br>total<br>shares<br>held<br>(b) |  |   |   |
|                        |  |             |  |   |  |  |  |  |   |                                    |       |   |   |  |           |   |                  |   |  | Cla<br>ss<br>ss<br>al<br>Tot<br>al<br>of<br>(a) | Cla<br>ss<br>ss<br>al<br>Tot<br>al<br>of<br>(a) |
|                        |  |             |  |   |  |  |  |  |   |                                    |       |   |   |  |           |   |                  |   |  |   |   |
| (1)                    | Custodian/ DR Holder   |             | 0                                      | 0   | 0  | 0  | 0  | 0.000  | 0   | 0                                  | 0     | 0 | 0   | 0  | 0.000     | 0   | 0.000            | 0   | 0  |   |   |
| (2)                    | Employee Benefit Trust (under<br>SEBI (Share Based Employee<br>Benefit) Regulations, 2014)<br>Total Non-Promoter-Non<br>Public Shareholding (C) =<br>(C)(1)+(C)(2) |             | 0                                      | 0   | 0  | 0  | 0  | 0.000  | 0   | 0                                  | 0     | 0 | 0   | 0  | 0.000     | 0   | 0.000            | 0   | 0  |   |   |

For Transcorp Payments Limited


  
 Authorised Signatory



Table V- Statement showing details of significant beneficial owners (SBOs)

| Sr. No | Details of the Significant Beneficial Owner(SBO) (I) |   |             | Details of the registered owner (II) |  |             | Details of holding/ exercise of right of the SBO in the reporting company, whether direct or indirect: (III) |                   |  |                     |                                   | Date of creation / acquisition of significant beneficial interest (IV) |
|--------|--|---|-------------|--------------------------------------|--|-------------|--|-------------------|--|---------------------|-----------------------------------|--|
|        | Name   | PAN/ Passport No. in case of a foreign national | Nationality | Name                                 | PAN /Passport No.in case of a foreign national | Nationality | Shares (%)   | Voting rights (%) | Rights on distributable (%) Dividend or any other Distribution | Exercise of control | Exercise of significant Influence |  |
| -      | -  | -   | -           | -                                    | -  | -           | -  | -                 | -  | -                   | -                                 | -  |
|        |  |   |             |                                      |  |             |  |                   |  |                     |                                   |  |

For Transcorp Payments Limited  
  
 Authorised Signatory

Format of Holding of Specified Securities

1 Name of the entity: **TRANSCORP PAYMENTS LIMITED**

2 Scrip Code : NA

3 Name of Scrip : NA

4 Class of Security : **Equity Shares**

3 Share Holding Pattern filed under Reg 31(1)(b) as on June 24, 2022: **Pre Scheme of Arrangement**  
4 **DECLARATION** : The Listed Entity is required to submit the following declaration to the extent of Submission of information

|   | Particulars   | Yes | No |
|---|---|-----|----|
| 1 | Whether the Listed Entity has issued any partly paid up shares ?                        |     | NO |
| 2 | Whether the Listed Entity has issued any Convertible Securities ?                       |     | NO |
| 3 | Whether the Listed Entity has issued any Warrants ?                                     |     | NO |
| 4 | Whether the Listed Entity has any shares against which Depository receipts are issued ? |     | NO |
| 5 | Whether the Listed Entity has any shares in locked-in ?                                 |     | NO |
| 6 | Whether any shares held by Promoters are pledged or otherwise encumbered ?              |     | NO |
| 7 | Whether Company has equity shares with differential voting rights                       |     | NO |

  
For Transcorp Payments Limited  
Authorised Signatory

Table i - Summary Statement holding of specified securities

| Category code (i) | Category and Name of the shareholders (ii) | Number of shareholders (iii) | No. of fully paid up equity shares held (iv) | Partly paid-up equity shares held (v) | No. of shares underlying Depository Receipts (vi) | Total Nos. shares held (vii = iv+v+vi) | Shareholding % calculate as per SCRR 1957 As a % of (A+B+C2) (viii) | No. of voting Rights held in each class of securities (ix) |         |          | Total as a % of (A+B+C) (x) | No. of shares underlying outstanding convertible Securities (including warrants) (k) | Shareholding as a % assuming full conversion of convertible or diluted share capital (xi) = (vi)+(x)+(k) as a % of A+B+C2 | Number of Locked in shares (xii) |                                 | Number of shares pledged or otherwise encumbered (xiii) |                                 | Number of Shares held in dematerialized form (xiv) |
|-------------------|--|------------------------------|--|---------------------------------------|---|--|---|--|---------|----------|-----------------------------|--|---|----------------------------------|---------------------------------|---|---------------------------------|--|
|                   |  |                              |  |                                       |   |  |   | Class X  | Class Y | Total    |                             |  |   | No. (a)                          | As a % of total shares held (b) | No. (a)   | As a % of total shares held (b) |  |
|                   |  |                              |  |                                       |   |  |   |  |         |          |                             |  |   |                                  |                                 |   |                                 |  |
|                   |  |                              |  |                                       |   |  |   |  |         |          |                             |  |   |                                  |                                 |   |                                 |  |
|                   | Promoter and Promoter Group                | 7                            | 2,50,000                                     | 0                                     | 0   | 2,50,000                               | 100.00  | 2,50,000   | 0       | 2,50,000 | 100.00                      | 0  | 0.00  | 0                                | 0.00                            | 0   | 0                               |  |
| (A)               | Promoter and Promoter Group                | 7                            | 2,50,000                                     | 0                                     | 0   | 2,50,000                               | 100.00  | 2,50,000   | 0       | 2,50,000 | 100.00                      | 0  | 0.00  | 0                                | 0.00                            | 0   | 0                               |  |
| (B)               | Public                                     | 0                            | 0  | 0                                     | 0   | 0                                      | 0.00  | 0  | 0       | 0        | 0.00                        | 0  | 0.00  | 0                                | 0.00                            | 0   | 0                               |  |
| (C)               | Non Promoter - Non Public                  | 0                            | 0  | 0                                     | 0   | 0                                      | 0.00  | 0  | 0       | 0        | 0.00                        | 0  | 0.00  | 0                                | 0.00                            | 0   | 0                               |  |
| (C1)              | Shares underlying DRs                      | 0                            | 0  | 0                                     | 0   | 0                                      | 0.00  | 0  | 0       | 0        | 0.00                        | 0  | 0.00  | 0                                | 0.00                            | 0   | 0                               |  |
| (C2)              | Shares held by Employee Trusts             | 0                            | 0  | 0                                     | 0   | 0                                      | 0.00  | 0  | 0       | 0        | 0.00                        | 0  | 0.00  | 0                                | 0.00                            | 0   | 0                               |  |
| Total             |  | 7                            | 2,50,000                                     | 0                                     | 0   | 2,50,000                               | 100.00  | 2,50,000   | 0       | 2,50,000 | 100.00                      | 0  | 100.00  | 0                                | 0.00                            | 0   | 0.00                            | 0  |

For: Transwift Forex Limited  
Authorized Signatory

Table II - Statement showing Shareholding Pattern of the Promoter and Promoter Group

| Category code | Category and Name of the shareholders (i)                              | Entity Type | Number of shareholders (ii) | No. of fully paid up equity shares held (iv) | Partly paid up equity held (v) | No. of shares underlying Depository Receipts (vi) | Total Nos. shares held (vii = iv+v+vi) | Shareholding % as per SCRR 1957 As a % of (A+B+C2) (viii) | No. of voting Rights held in each class of securities (ix) |          |                 | Total as a % of Total voting rights (x) | No. of shares underlying outstanding convertible securities (including warrants) (xi) | Shareholding as a % assuming full conversion of convertible securities as a % of A+B+C2 (xii) | Number of Locked in shares (xiii) |                                 | Number of shares pledged or otherwise encumbered (xiv) |                                 | Number of Shares held in dematerialized form (xv) |
|---------------|--|-------------|-----------------------------|--|--------------------------------|---|--|---|--|----------|-----------------|---|---|---|-----------------------------------|---------------------------------|--|---------------------------------|---|
|               |  |             |                             |  |                                |   |  |   | Class X  | Class Y  | Total           |   |   |   | No. (a)                           | As a % of total shares held (b) | No. (a)  | As a % of total shares held (b) |   |
| <b>1</b>      | <b>Indian</b>  |             |                             |  |                                |   |  |   |  |          |                 |   |   |   |                                   |                                 |  |                                 |   |
| (a)           | Indulata/Kryul Limited Family  | Promoter    | 6                           | 6  | 0                              | 0   | 6                                      | 0.00  | 6  | 0        | 6               | 0.00                                    | 0   | 0.00  | 0                                 | 0.00                            | 0  | 0.00                            | -   |
|               | Adm Agarwal  | Promoter    | 1                           | 1  | 0                              | 0   | 1                                      | 0.00  | 1  | 0        | 1               | 0.00                                    | 0   | 0.00  | 0                                 | 0.00                            | 0  | 0.00                            | -   |
|               | Navrods Singh Chouran  | Promoter    | 1                           | 1  | 0                              | 0   | 1                                      | 0.00  | 1  | 0        | 1               | 0.00                                    | 0   | 0.00  | 0                                 | 0.00                            | 0  | 0.00                            | -   |
|               | Manish Kumar Mittal  | Promoter    | 1                           | 1  | 0                              | 0   | 1                                      | 0.00  | 1  | 0        | 1               | 0.00                                    | 0   | 0.00  | 0                                 | 0.00                            | 0  | 0.00                            | -   |
|               | Anand Singh  | Promoter    | 1                           | 1  | 0                              | 0   | 1                                      | 0.00  | 1  | 0        | 1               | 0.00                                    | 0   | 0.00  | 0                                 | 0.00                            | 0  | 0.00                            | -   |
|               | Hem Kumar  | Promoter    | 1                           | 1  | 0                              | 0   | 1                                      | 0.00  | 1  | 0        | 1               | 0.00                                    | 0   | 0.00  | 0                                 | 0.00                            | 0  | 0.00                            | -   |
|               | Souresh Guleri   | Promoter    | 1                           | 1  | 0                              | 0   | 1                                      | 0.00  | 1  | 0        | 1               | 0.00                                    | 0   | 0.00  | 0                                 | 0.00                            | 0  | 0.00                            | -   |
| (b)           | Central Government (State Government(s))                               |             | 0                           | 0  | 0                              | 0   | 0                                      | 0.00  | -  | 0        | -               | 0.00                                    | 0   | 0.00  | 0                                 | 0.00                            | 0  | 0.00                            | 0   |
| (c)           | Financial Institutions / Banks   |             | 0                           | 0  | 0                              | 0   | 0                                      | 0.00  | -  | 0        | -               | 0.00                                    | 0   | 0.00  | 0                                 | 0.00                            | 0  | 0.00                            | -   |
| (d)           | Any Other (Specify)  |             | 1                           | 2,49,994                                     | 0                              | 0   | 2,49,994                               | 100.00  | 2,49,994   | 0        | 2,49,994        | 100.00                                  | 0   | 0.00  | 0                                 | 0.00                            | 0  | 0.00                            | -   |
|               | Transcorp International Limited  | Promoter    | 1                           | 2,49,994                                     | 0                              | 0   | 2,49,994                               | 100.00  | 2,49,994   | 0        | 2,49,994        | 100.00                                  | 0   | 0.00  | 0                                 | 0.00                            | 0  | 0.00                            | -   |
|               | <b>Sub Total (A)(1)</b>  |             | <b>7</b>                    | <b>2,50,000</b>                              | <b>0</b>                       | <b>0</b>  | <b>2,50,000</b>                        | <b>100.00</b>   | <b>2,50,000</b>  | <b>0</b> | <b>2,50,000</b> | <b>100.00</b>                           | <b>0</b>  | <b>0.00</b>   | <b>0</b>                          | <b>0.00</b>                     | <b>0</b>   | <b>0.00</b>                     | <b>0</b>  |
| <b>2</b>      | <b>Foreign</b>   |             |                             |  |                                |   |  |   |  |          |                 |   |   |   |                                   |                                 |  |                                 |   |
| (a)           | Individuals (Non-Resident Individuals/Foreign Individuals)             |             | 0                           | 0  | 0                              | 0   | 0                                      | 0.00  | -  | 0        | -               | 0.00                                    | 0   | 0.00  | 0                                 | 0.00                            | 0  | 0.00                            | 0   |
| (b)           | Government   |             | 0                           | 0  | 0                              | 0   | 0                                      | 0.00  | -  | 0        | -               | 0.00                                    | 0   | 0.00  | 0                                 | 0.00                            | 0  | 0.00                            | 0   |
| (c)           | Institutions   |             | 0                           | 0  | 0                              | 0   | 0                                      | 0.00  | -  | 0        | -               | 0.00                                    | 0   | 0.00  | 0                                 | 0.00                            | 0  | 0.00                            | 0   |
| (d)           | Foreign Portfolio Investor   |             | 0                           | 0  | 0                              | 0   | 0                                      | 0.00  | -  | 0        | -               | 0.00                                    | 0   | 0.00  | 0                                 | 0.00                            | 0  | 0.00                            | 0   |
| (e)           | Any Other (Specify) Banks  |             | 0                           | 0  | 0                              | 0   | 0                                      | 0.00  | -  | 0        | -               | 0.00                                    | 0   | 0.00  | 0                                 | 0.00                            | 0  | 0.00                            | 0   |
| (f)           | Any Other (Specify) Groups   |             | 0                           | 0  | 0                              | 0   | 0                                      | 0.00  | -  | 0        | -               | 0.00                                    | 0   | 0.00  | 0                                 | 0.00                            | 0  | 0.00                            | 0   |
| (g)           | Body Corporate   |             | 0                           | 0  | 0                              | 0   | 0                                      | 0.00  | -  | 0        | -               | 0.00                                    | 0   | 0.00  | 0                                 | 0.00                            | 0  | 0.00                            | 0   |
|               | <b>Sub Total (A)(2)</b>  |             | <b>0</b>                    | <b>0</b>                                     | <b>0</b>                       | <b>0</b>  | <b>0</b>                               | <b>0.00</b>   | <b>-</b>   | <b>0</b> | <b>-</b>        | <b>0.00</b>                             | <b>0</b>  | <b>0.00</b>   | <b>0</b>                          | <b>0.00</b>                     | <b>0</b>   | <b>0.00</b>                     | <b>0</b>  |
|               | <b>Total Shareholding of Promoter and Promoter Group (A=(A1)+(A2))</b> |             | <b>7</b>                    | <b>2,50,000</b>                              | <b>0</b>                       | <b>0</b>  | <b>2,50,000</b>                        | <b>100.00</b>   | <b>2,50,000</b>  | <b>0</b> | <b>2,50,000</b> | <b>100.00</b>                           | <b>0</b>  | <b>0.00</b>   | <b>0</b>                          | <b>0.00</b>                     | <b>0</b>   | <b>0.00</b>                     | <b>0</b>  |

The shareholders are nominee shareholders of Transcorp International Limited

For Transcorp Forex Limited  
Authorized Signatory





Table IV - Statement showing Shareholding Pattern of the Non Promoter - Non Public shareholder

| Category IV code | Category and Name of the shareholders  | PAN | Number of shares | No. of fully paid up equity shares | Partly paid up equity share held | No. of shares underlying Depository Receipts | Total Nos. shares held | Shareholding pattern % calculated as per SCRR 1957 As a % of (A+B+C2) (VIII) | No of voting Rights held in each class of securities (IX) |                     |       |       | No of shares underlying outstanding convertible securities (X) | Shareholding as a % assuming full conversion | Number of Locked in shares |                       | Number of shares pledged or otherwise encumbered |       | Number of Shares held in dematerialized form |     |
|------------------|--|-----|------------------|------------------------------------|----------------------------------|--|------------------------|--|---|---------------------|-------|-------|--|--|----------------------------|-----------------------|--|-------|--|-----|
|                  |  |     |                  |                                    |                                  |  |                        |  | Total as a % of   | No of voting Rights |       |       |  |  | (a) total shares held      | (a) total shares held |  |       |  |     |
|                  |  |     |                  |                                    |                                  |  |                        |  |   | Class               | Class | Total |  |  |                            |                       |  |       |  |     |
|                  |  |     |                  |                                    |                                  |  |                        |  |   |                     |       |       |  |  |                            |                       | (a) total shares held                            | (b)   |  | (b) |
| (1)              | Custodian/ DR Holder   |     | 0                | 0                                  | 0                                | 0  | 0                      | 0.000  | 0   | 0                   | 0     | 0     | 0  | 0.000  | 0                          | 0.000                 | 0  | 0.000 | 0  |     |
| (2)              | Employee Benefit Trust (under SEBI (Share Based Employee Benefit) Regulations, 2014) |     | 0                | 0                                  | 0                                | 0  | 0                      | 0.000  | 0   | 0                   | 0     | 0     | 0  | 0  | 0.000                      | 0                     | 0.000  | 0     | 0.000  | 0   |
|                  | Total Non-Promoter-Non Public Shareholding (C) = (C)(1)+(C)(2)                       |     | 0                | 0                                  | 0                                | 0  | 0                      | 0.000  | 0   | 0                   | 0     | 0     | 0  | 0  | 0.000                      | 0                     | 0.000  | 0     | 0.000  | 0   |

  
 For Transwite Forex Limited  
 Authorised Signatory

Table V- Statement showing details of significant beneficial owners (SBOs)

| Sr. No | Details of the Significant Beneficial Owner(SBO) (I) |   |             | Details of the registered owner (II) |  |             | Details of holding/ exercise of right of the SBO in the reporting company, whether direct or indirect: (III) |                   |  |                     |                                   | Date of creation / acquisition of significant beneficial interest (IV) |
|--------|--|---|-------------|--------------------------------------|--|-------------|--|-------------------|--|---------------------|-----------------------------------|--|
|        | Name   | PAN/ Passport No. in case of a foreign national | Nationality | Name                                 | PAN /Passport No.in case of a foreign national | Nationality | Shares (%)   | Voting rights (%) | Rights on distributable (%) Dividend or any other Distribution | Exercise of control | Exercise of significant Influence |  |
| -      | -  | -   | -           | -                                    | -  | -           | -  | -                 | -  | -                   | -                                 | -  |
|        |  |   |             |                                      |  |             |  |                   |  |                     |                                   |  |

For Transwire Forex Limited  
  
 Authorised Signatory